

ZEEC



Owner's Manual Supplement

www.seafoxboats.com

SEA FOX BOAT'S DISCLAIMER

The following Owner's Manual is provided for information and educational purposes only and is not intended to offer or provide legal advice or create a contractual relationship between Sea Fox Boat Company and the owner of any Sea Fox brand vessel. Please beware that as a vessel owner you have non-delegable responsibilities regarding the safety, maintenance, fitness, and operation of your vessel and the extent of such responsibilities is ultimately determined by Federal law and regulations, the general maritime law of the United States, the laws and regulations of the states and territories of the United States, or the laws and regulations of the country where you operate your vessel. To fully understand your responsibilities as a vessel owner, and before operating or letting any third-party operate your vessel, we recommend that you consult the services of a qualified lawyer in admiralty and maritime law.

TABLE OF CONTENTS

Introduction	3	Electrical Schematics	14
Specifications	3	Main Harness	14
Designated Occupant Seating	4	Switch Panel	15
Safety Decals	5	Breaker Panel	16
Plumbing Schematics	7	Deck Harness	18
Fuel System	7	Hardtop Harness	19
Bilge System	8	Underwater Lights Harness	20
Fresh Water System	9	Windlass Cables Harness	21
Raw Water System	10	Windlass Deck Harness	22
Drains	11	Windlass Switch Panel	23
Livewell System	12	Windlass Deck Bow Panel	24
Electric Head System	13	Electric Head Harness	25
		Battery Wiring	27

This Page Intentionally Left Blank

INTRODUCTION

Congratulations and Welcome Aboard! With so many boat brands to choose from, we want to congratulate you on your decision to choose Sea Fox Boats. For more than 24 years, Sea Fox offers the finest hand-crafted saltwater boats carefully balanced with the build-quality, features, styling and performance for the fairest price. Our passion for boating is evident in every model we make and we appreciate that you've noticed the Sea Fox difference.

We share your love for the moments spent on the water with friends and family, which is why every Sea Fox boat offers a unique blend of fishing/family options, technologies and innovative features. Your choice of a Sea Fox affirms that you have performed your research and compared the value of your model with the competition.

Whether you are new to the boating lifestyle or an old salt, we ask that **you and all other operators** read the owner's manual, this supplement, and all other literature provided with the boat **before** operating the boat or any equipment. We also recommend that all operators enroll in a boating safety course available online - see References and Contact Information in this section for education resources online.

This supplement contains model-specific information not included with the owner's manual. This manual is not intended to be a replacement for specific product literature provided by engine, accessory or other major equipment manufacturers, but rather to supplement that information.

Because of our philosophy of continuous product improvement, this manual serves as a general guide only, so the specifications and illustrations used may not match the equipment on your boat and are intended only as general reference views.

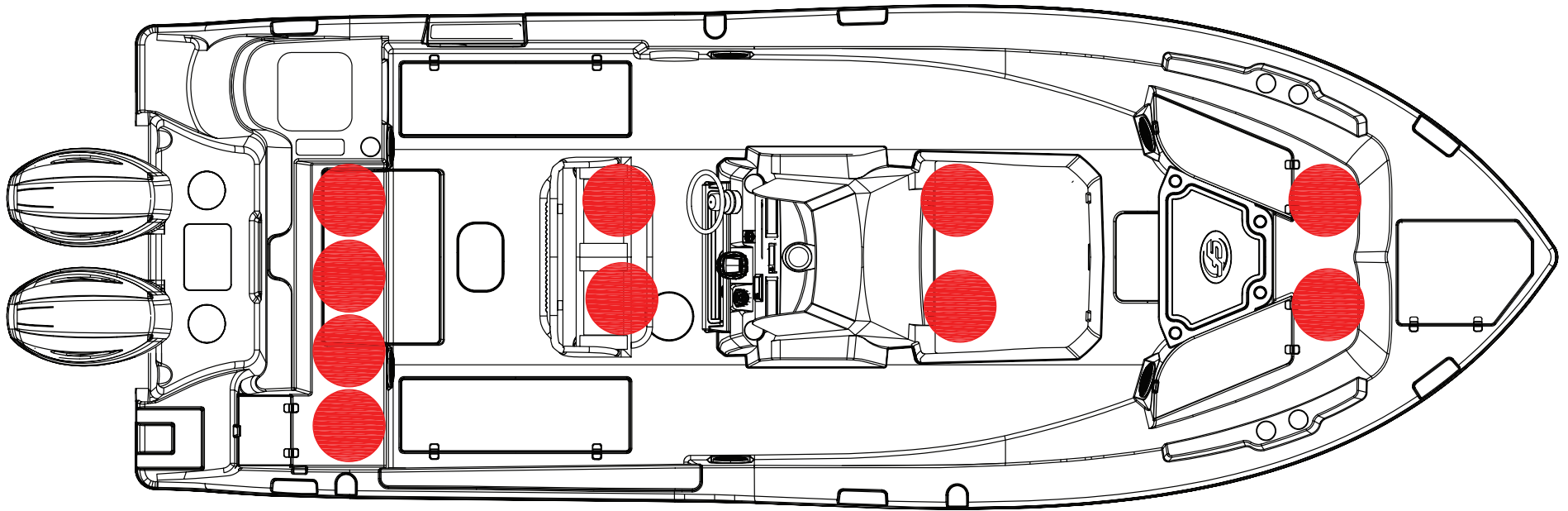
We welcome you to the Sea Fox family and wish you many years of boating enjoyment!

SPECIFICATIONS

Max. Weight Capacity	Yacht Certification
Persons	Yacht Certification
Persons Weight	Yacht Certification
Max. HP	450 hp (335 kw)
L.O.A.	26' (7.9 m)
Beam	9' 3" (2.8 m)
Draft	16 in. (0.41 m)
Height, Keel to Top (Light Folded)	118 in. (3 m)
Bridge Clearance Hard Top	102 in. (2.59 m)
Max. Weight Boat (w/ Fluids, Largest HP)	7644 lbs (3467 kg)
Fuel Tank Capacity	139 gal (526 L)
Freshwater Tank Capacity	12 gal (45 L)
Holding Tank Capacity	12 gal (45 L)

DESIGNATED OCCUPANT SEATING


Be sure all passengers are properly seated in designated seating positions and not riding on the bow, bow pulpit, deck, gunwale or rear sun deck while underway. Passengers must use hand-holds and use caution when riding in the bow. Move to the aft passenger seats during rough water operation or if visibility is restricted.




● = Seat position

SFOX-0024


SAFETY DECALS




AMERICAN BOAT & YACHT COUNCIL
ABYC
Boating Safety... Built In
www.abyc.org
MEMBER




PROTECTED DESIGN
SEA FOX
BOAT WORKS
U.S. LIBRARY OF CONGRESS 2017




SEA FOX
BOAT WORKS
YACHT CERTIFICATION
THIS BOAT COMPLIES WITH THE U.S. COAST GUARD SAFETY STANDARDS IN EFFECT ON THE DATE OF CERTIFICATION
SEA FOX BOAT COMPANY
MONCK'S CORNER, S.C.



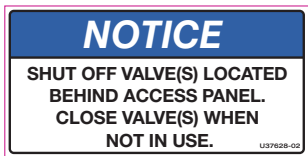
WARNING
Moving parts can crush and cut. Keep hands clear while operating bracket. US36076-01



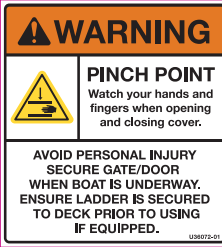
WARNING
AVOID PERSONAL INJURY SECURE GATE/DOOR & DO NOT BE OUTSIDE GATE/DOOR WHEN BOAT IS UNDERWAY. US36070-01




WARNING
Failure to follow these warnings could cause severe injury or death
• WEAR SAFETY LANYARD at all times while operating boat to prevent unattended boat operation.
• NEVER OPERATE WHILE UNDER THE INFLUENCE of drugs or alcohol.
• DO NOT OVERLOAD THE BOAT. ENSURE THAT WEIGHT IS PROPERLY AND EVENLY DISTRIBUTED fore and aft and on both sides of the boat to avoid poor handling sudden loss of control, swamping and/or capsizing.
• PASSENGERS SHOULD WEAR U.S. COAST GUARD APPROVED LIFE JACKETS.
• MAKE SURE THAT ALL PASSENGERS ARE PROPERLY SEATED WHILE UNDERWAY. To avoid passengers falling overboard or being ejected from the boat, do not allow passengers to sit on seat backs, gunwales or outermost deck edges while boat is moving.
• REDUCE SPEED BEFORE ATTEMPTING SUDDEN OR SHARP TURNS.
• AND MAINTAIN SAFE SPEEDS for water conditions and environment at all times. Maneuverability at high speeds is limited, and sudden turns may cause loss of boat control.
• KEEP PROPER LOOKOUT AND SAFE DISTANCE for the conditions at all times to avoid collisions.
• OBEY APPLICABLE NAVIGATION RULES AND BOATING LAWS.
• USE CAUTION AND PROPER LIGHTING during nighttime boating and boating in adverse weather.
• READ THE OWNER'S MANUAL AND COMPLETE THE BOATER'S PRE-OPERATION CHECKLIST prior to boat operation. U440420-01



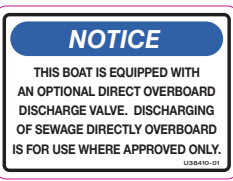
NOTICE
SHUT OFF VALVE(S) LOCATED BEHIND ACCESS PANEL. CLOSE VALVE(S) WHEN NOT IN USE. US37628-02



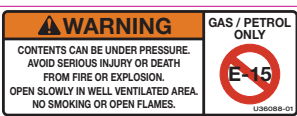
WARNING
PINCH POINT
Watch your hands and fingers when opening and closing cover.
AVOID PERSONAL INJURY SECURE GATE/DOOR WHEN BOAT IS UNDERWAY. ENSURE LADDER IS SECURED TO DECK PRIOR TO USING IF EQUIPPED. US36075-01



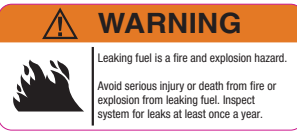
NON POTABLE WATER



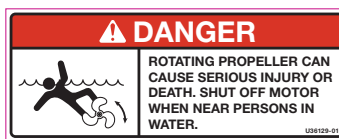
NOTICE
THIS BOAT IS EQUIPPED WITH AN OPTIONAL DIRECT OVERBOARD DISCHARGE VALVE. DISCHARGING OF SEWAGE DIRECTLY OVERBOARD IS FOR USE WHERE APPROVED ONLY. US36440-01



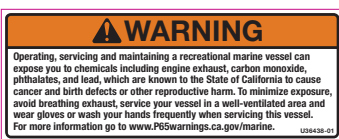
WARNING GAS / PETROL ONLY
CONTENTS CAN BE UNDER PRESSURE. AVOID SERIOUS INJURY OR DEATH FROM FIRE OR EXPLOSION. OPEN SLOWLY IN WELL VENTILATED AREA. NO SMOKING OR OPEN FLAMES. US36088-01




WARNING
Leaking fuel is a fire and explosion hazard. Avoid serious injury or death from fire or explosion from leaking fuel. Inspect system for leaks at least once a year.




DANGER
ROTATING PROPELLER CAN CAUSE SERIOUS INJURY OR DEATH. SHUT OFF MOTOR WHEN NEAR PERSONS IN WATER. US36078-01



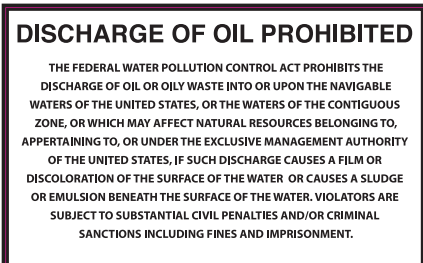
WARNING
Operating, servicing and maintaining a recreational marine vessel can expose you to chemicals including engine exhaust, carbon monoxide, phthalates, and lead, which are known to the State of California to cause cancer and birth defects or other reproductive harm. To minimize exposure, avoid breathing exhaust, service your vessel in a well-ventilated area and wear gloves or wash your hands frequently when servicing this vessel. For more information go to www.P65warnings.ca.gov/marine. US36438-01




FRESH WATER



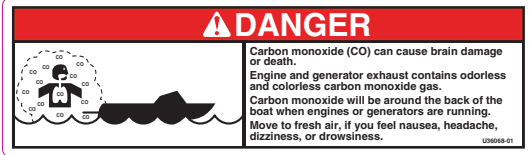
RAW WATER




DISCHARGE OF OIL PROHIBITED
THE FEDERAL WATER POLLUTION CONTROL ACT PROHIBITS THE DISCHARGE OF OIL OR OILY WASTE INTO OR UPON THE NAVIGABLE WATERS OF THE UNITED STATES, OR THE WATERS OF THE CONTIGUOUS ZONE, OR WHICH MAY AFFECT NATURAL RESOURCES BELONGING TO, APPERTAINING TO, OR UNDER THE EXCLUSIVE MANAGEMENT AUTHORITY OF THE UNITED STATES, IF SUCH DISCHARGE CAUSES A FILM OR DISCOLORATION OF THE SURFACE OF THE WATER OR CAUSES A SLUDGE OR EMULSION BENEATH THE SURFACE OF THE WATER. VIOLATORS ARE SUBJECT TO SUBSTANTIAL CIVIL PENALTIES AND/OR CRIMINAL SANCTIONS INCLUDING FINES AND IMPRISONMENT.



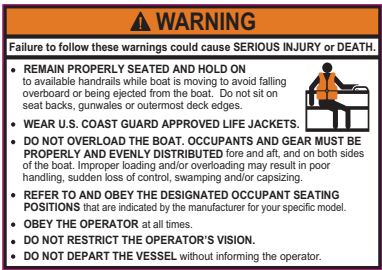
**NO WOOD!
NO ROT!**



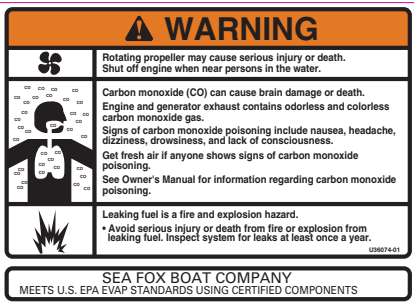
DANGER
Carbon monoxide (CO) can cause brain damage or death. Engine and generator exhaust contains odorless and colorless carbon monoxide gas. Carbon monoxide will be around the back of the boat when engines or generators are running. Move to fresh air, if you feel nausea, headache, dizziness, or drowsiness. US36088-01



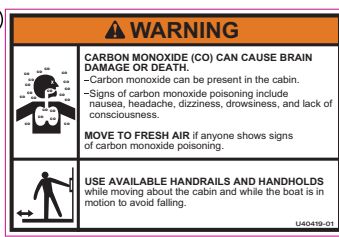
BATTERY CHARGER




WARNING
Failure to follow these warnings could cause SERIOUS INJURY OR DEATH.
• REMAIN PROPERLY SEATED AND HOLD ON to available handrails while boat is moving to avoid falling overboard or being ejected from the boat. Do not sit on seat backs, gunwales or outermost deck edges.
• WEAR U.S. COAST GUARD APPROVED LIFE JACKETS.
• DO NOT OVERLOAD THE BOAT. OCCUPANTS AND GEAR MUST BE PROPERLY AND EVENLY DISTRIBUTED fore and aft, and on both sides of the boat. Improper loading and/or overloading may result in poor handling, sudden loss of control, swamping and/or capsizing.
• REFER TO AND OBEY THE DESIGNATED OCCUPANT SEATING POSITIONS that are indicated by the manufacturer for your specific model.
• OBEY THE OPERATOR at all times.
• DO NOT RESTRICT THE OPERATOR'S VISION.
• DO NOT DEPART THE VESSEL without informing the operator.



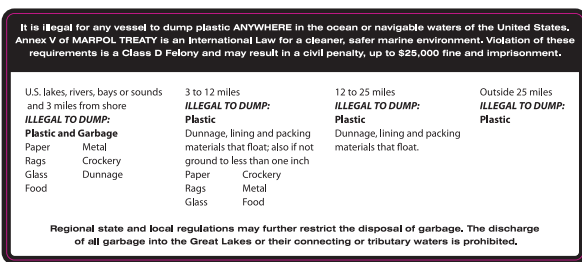
WARNING
Rotating propeller may cause serious injury or death. Shut off engine when near persons in the water.
Carbon monoxide (CO) can cause brain damage or death. Engines and generator exhaust contains odorless and colorless carbon monoxide gas. Signs of carbon monoxide poisoning include nausea, headache, dizziness, drowsiness, and lack of consciousness. Get fresh air if anyone shows signs of carbon monoxide poisoning. See Owner's Manual for information regarding carbon monoxide poisoning.
Leaking fuel is a fire and explosion hazard. Avoid serious injury or death from fire or explosion from leaking fuel. Inspect system for leaks at least once a year. US36074-01
SEA FOX BOAT COMPANY
MEETS U.S. EPA EVAP STANDARDS USING CERTIFIED COMPONENTS



WARNING
CARBON MONOXIDE (CO) CAN CAUSE BRAIN DAMAGE OR DEATH. Carbon monoxide can be present in the cabin. Signs of carbon monoxide poisoning include nausea, headache, dizziness, drowsiness, and lack of consciousness. MOVE TO FRESH AIR if anyone shows signs of carbon monoxide poisoning.
USE AVAILABLE HANDRAILS AND HANDHOLDS while moving about the cabin and while the boat is in motion to avoid falling. U440419-01

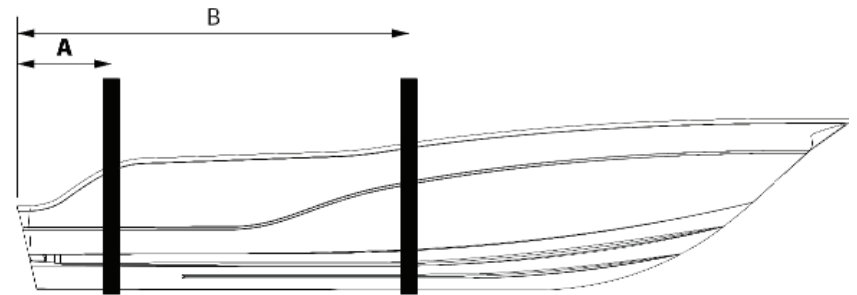
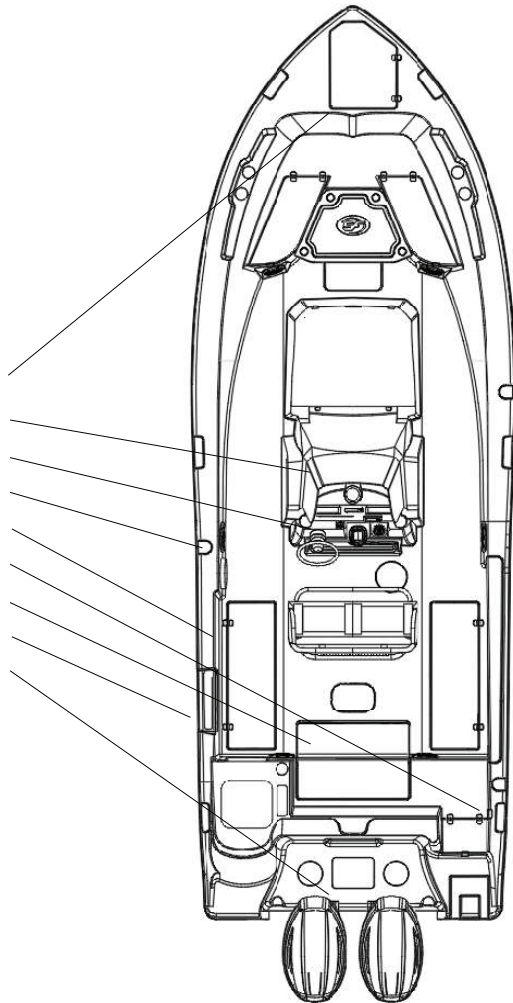


WARNING
Failure to follow these warnings could cause SERIOUS INJURY OR DEATH.
• REMAIN PROPERLY SEATED AND HOLD ON to available handrails while boat is moving to avoid falling overboard or being ejected from the boat. Do not sit on seat backs, gunwales or outermost deck edges.
• WEAR U.S. COAST GUARD APPROVED LIFE JACKETS.
• DO NOT OVERLOAD THE BOAT. OCCUPANTS AND GEAR MUST BE PROPERLY AND EVENLY DISTRIBUTED fore and aft, and on both sides of the boat. Improper loading and/or overloading may result in poor handling, sudden loss of control, swamping and/or capsizing.
• REFER TO AND OBEY THE DESIGNATED OCCUPANT SEATING POSITIONS that are indicated by the manufacturer for your specific model.
• OBEY THE OPERATOR at all times.
• DO NOT RESTRICT THE OPERATOR'S VISION.
• DO NOT DEPART THE VESSEL without informing the operator.

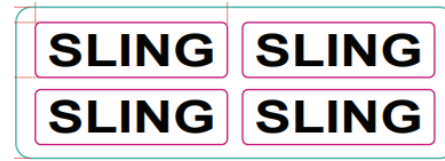


It is illegal for any vessel to dump plastic ANYWHERE in the ocean or navigable waters of the United States. Annex V of MARPOL TREATY is an International Law for a cleaner, safer marine environment. Violation of these requirements is a Class D Felony and may result in a civil penalty, up to \$25,000 fine and imprisonment.
U.S. lakes, rivers, bays or sounds and 3 miles from shore
12 to 25 miles
Outside 25 miles
ILLEGAL TO DUMP: Plastic
ILLEGAL TO DUMP: Plastic
ILLEGAL TO DUMP: Plastic
Plastic and Garbage
Paper Metal
Rags Crockery
Glass Dunnage Paper Crockery
Food Rags Metal
Glass Food
Regional state and local regulations may further restrict the disposal of garbage. The discharge of all garbage into the Great Lakes or their connecting or tributary waters is prohibited.

- 1= COCKPIT FRONT
- 2= HEAD COMPARTMENT
- 3= CONSOLE
- 4= FUEL FILL
- 5= COCKPIT MID SHIP
- 6= COCKPIT AFT
- 7= TRANSOM GATE
- 8= DIVE DOOR
- 9=TRANSOM

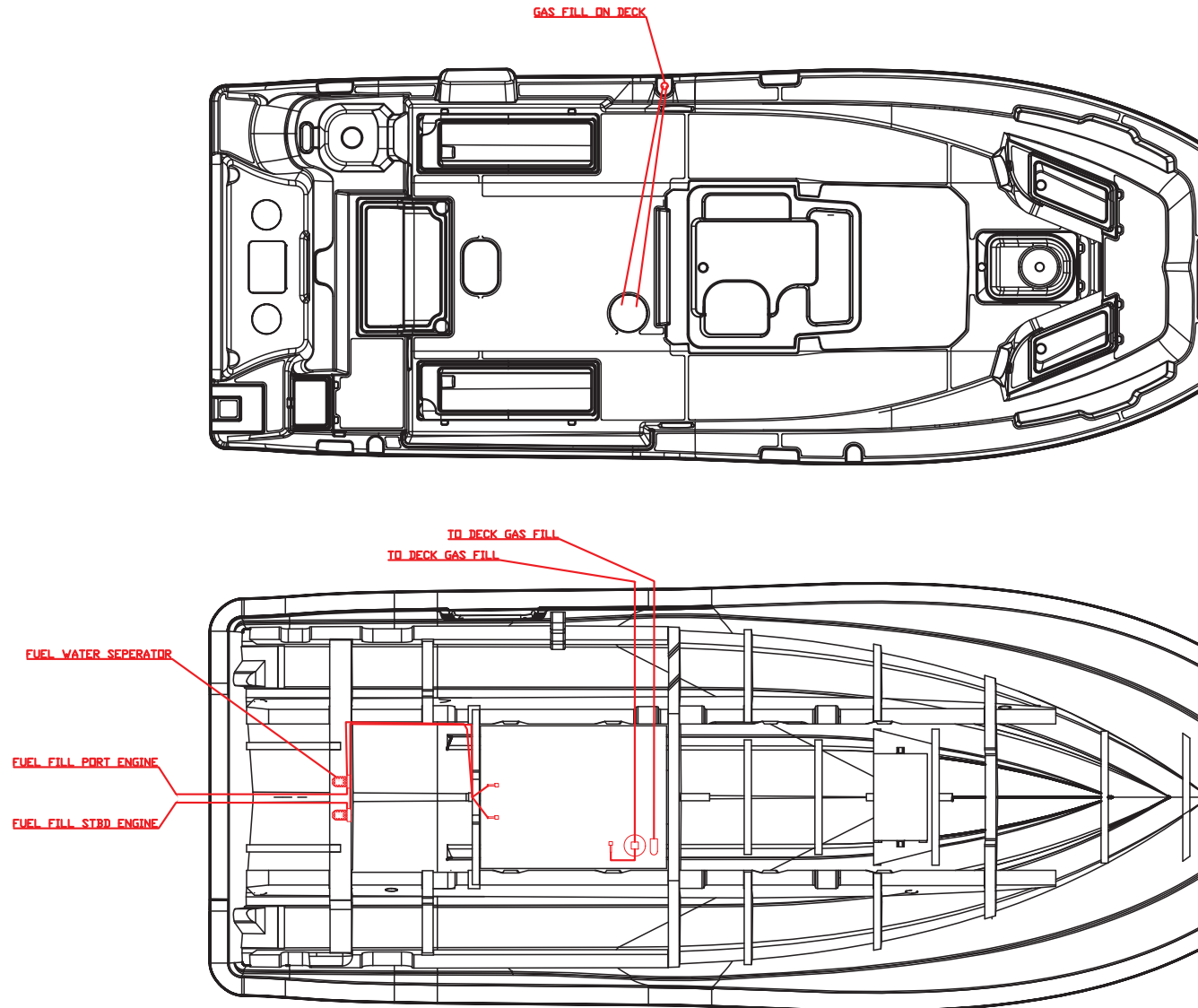


A- AFT SLING LOCATION PORT AND STARBOARD
(28")
B- FORWARD SLING LOCATION PORT AND STARBOARD
(180")

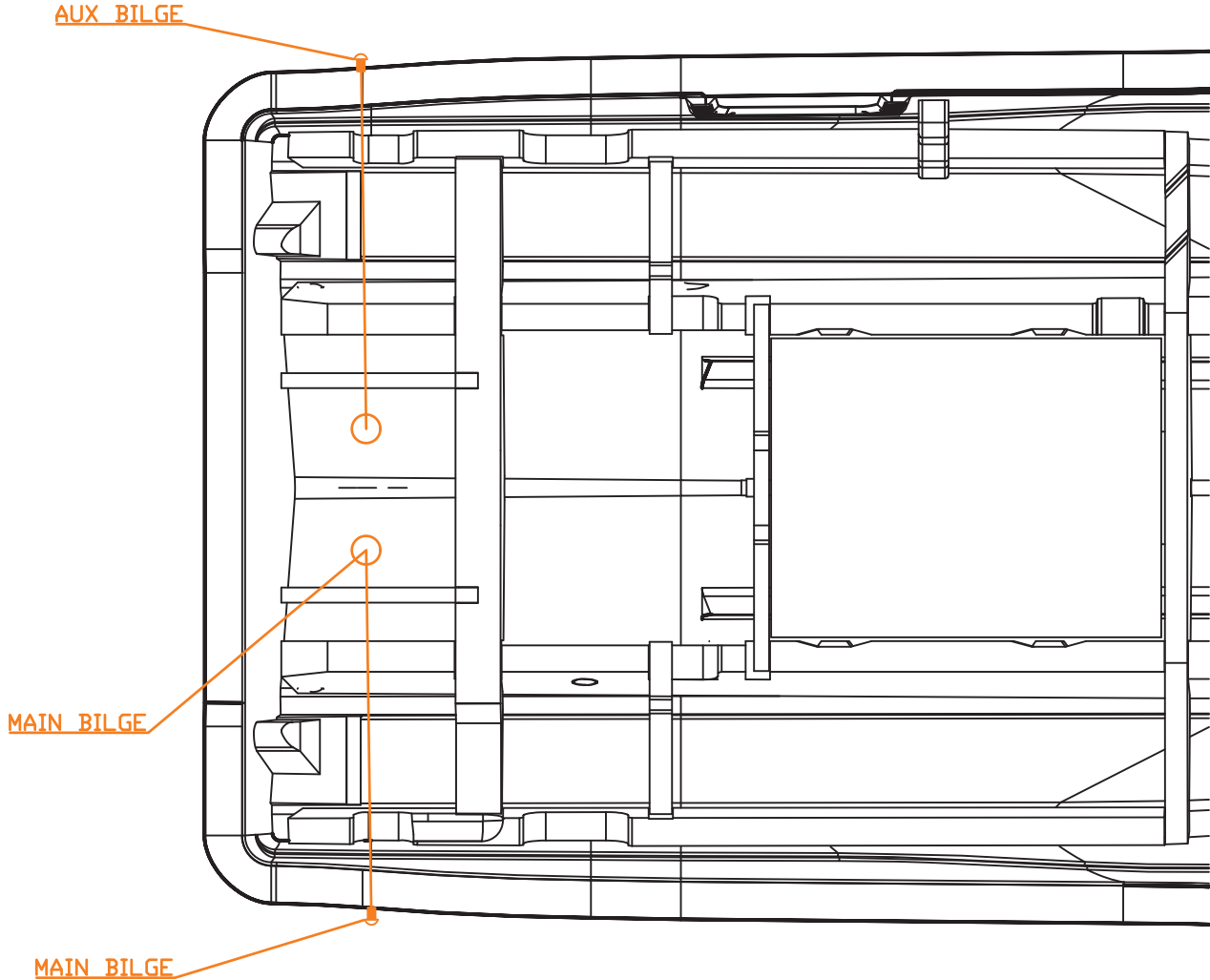


PLUMBING SCHEMATICS

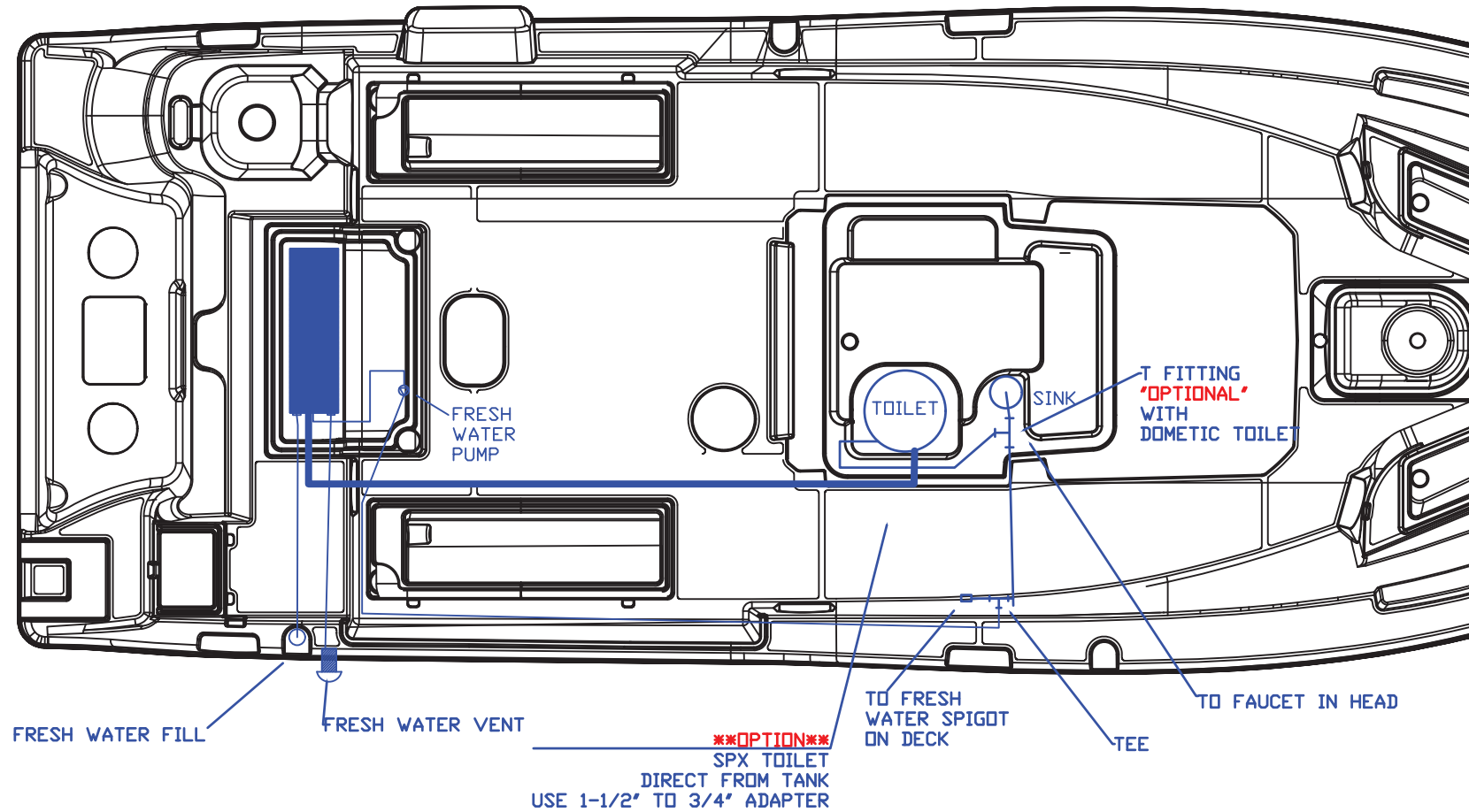
FUEL SYSTEM



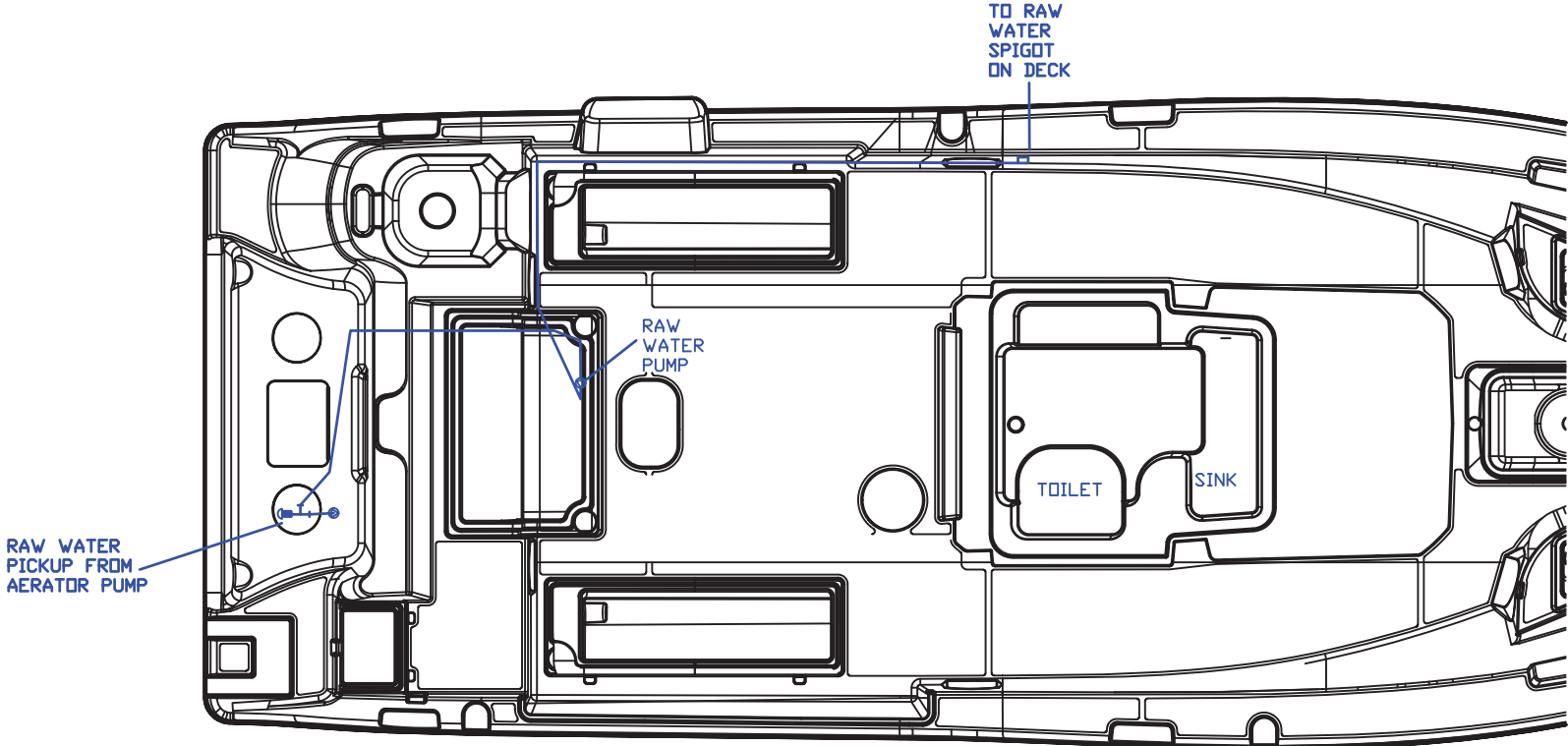
BILGE SYSTEM



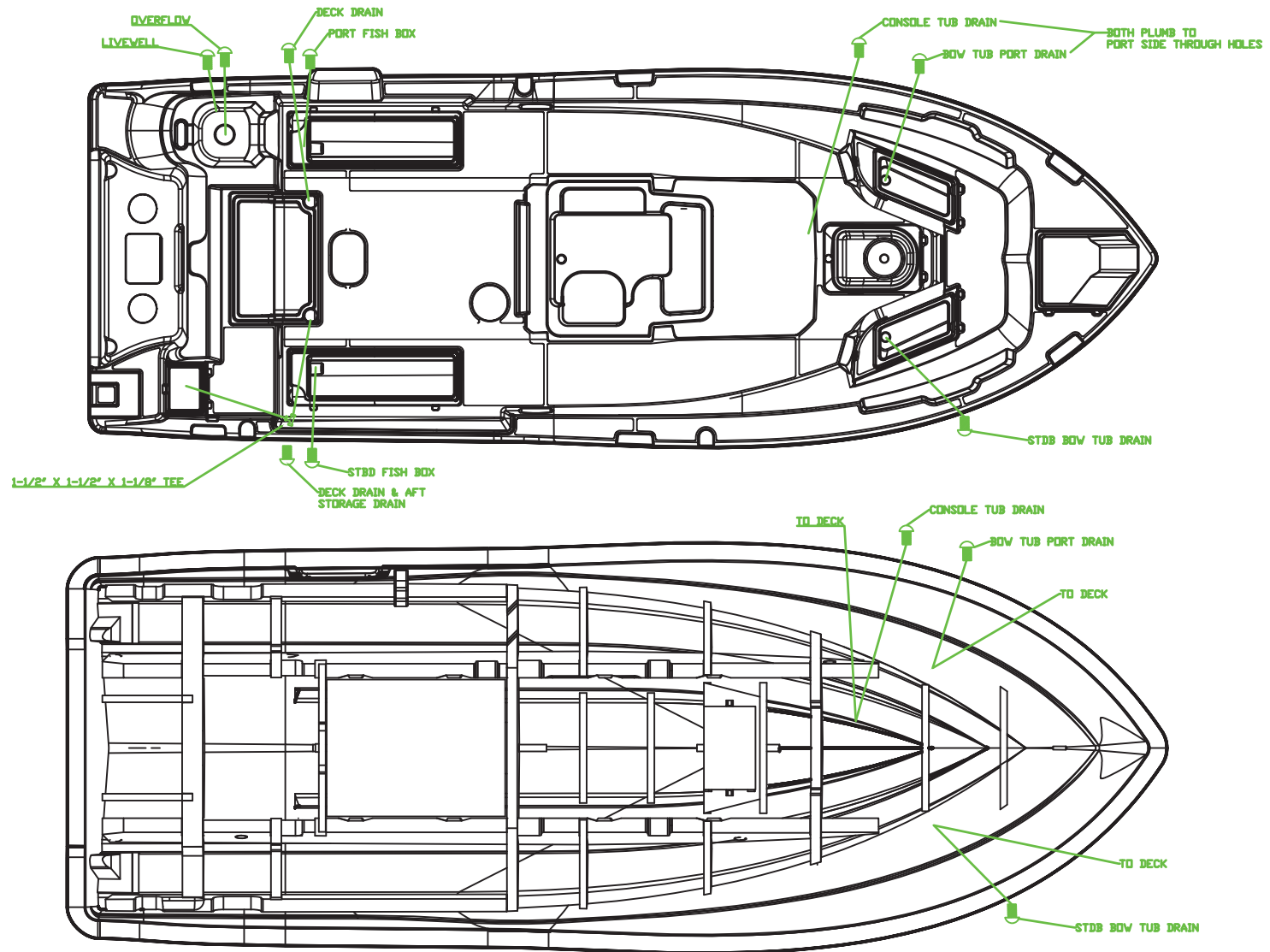
FRESH WATER SYSTEM



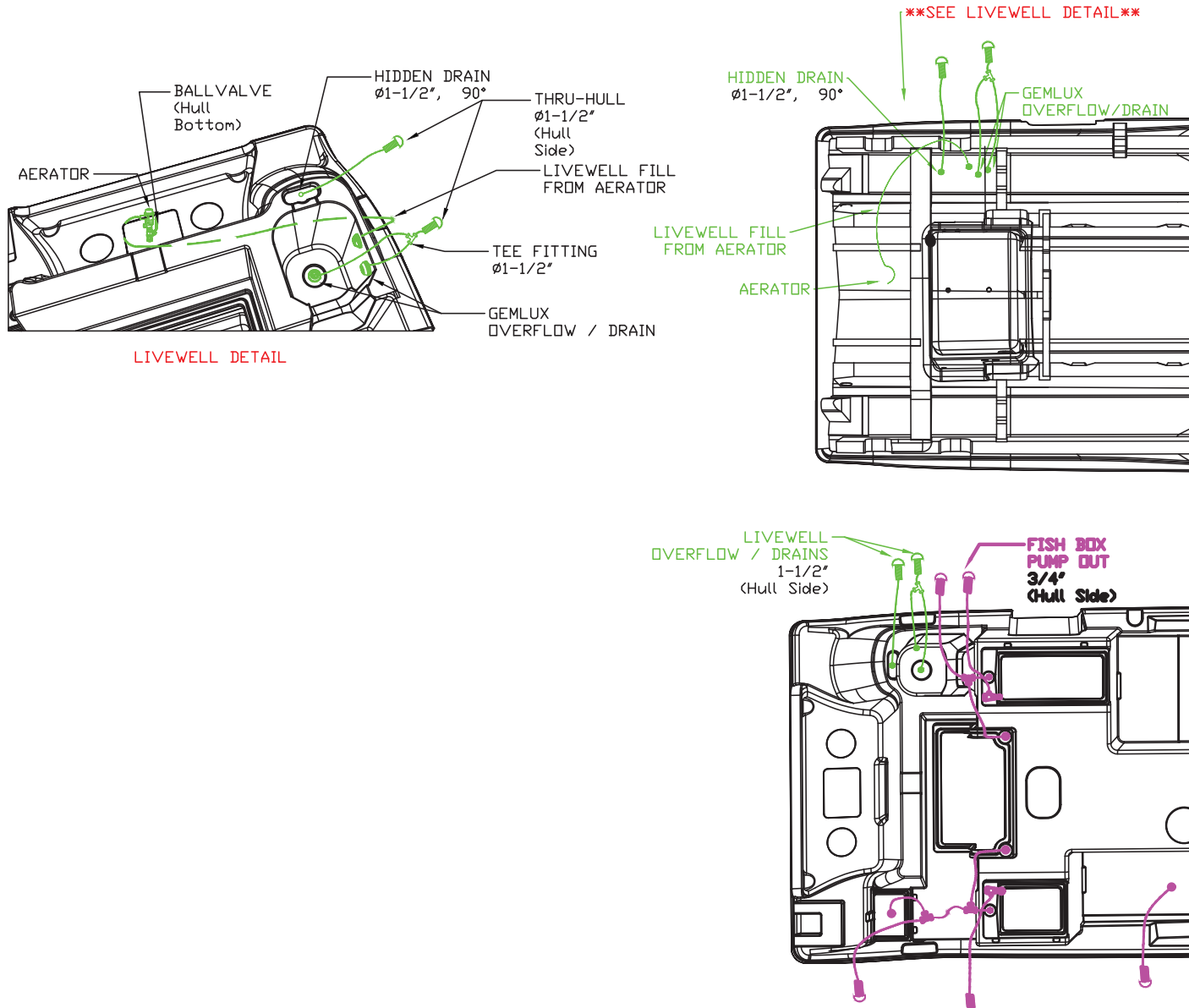
RAW WATER SYSTEM



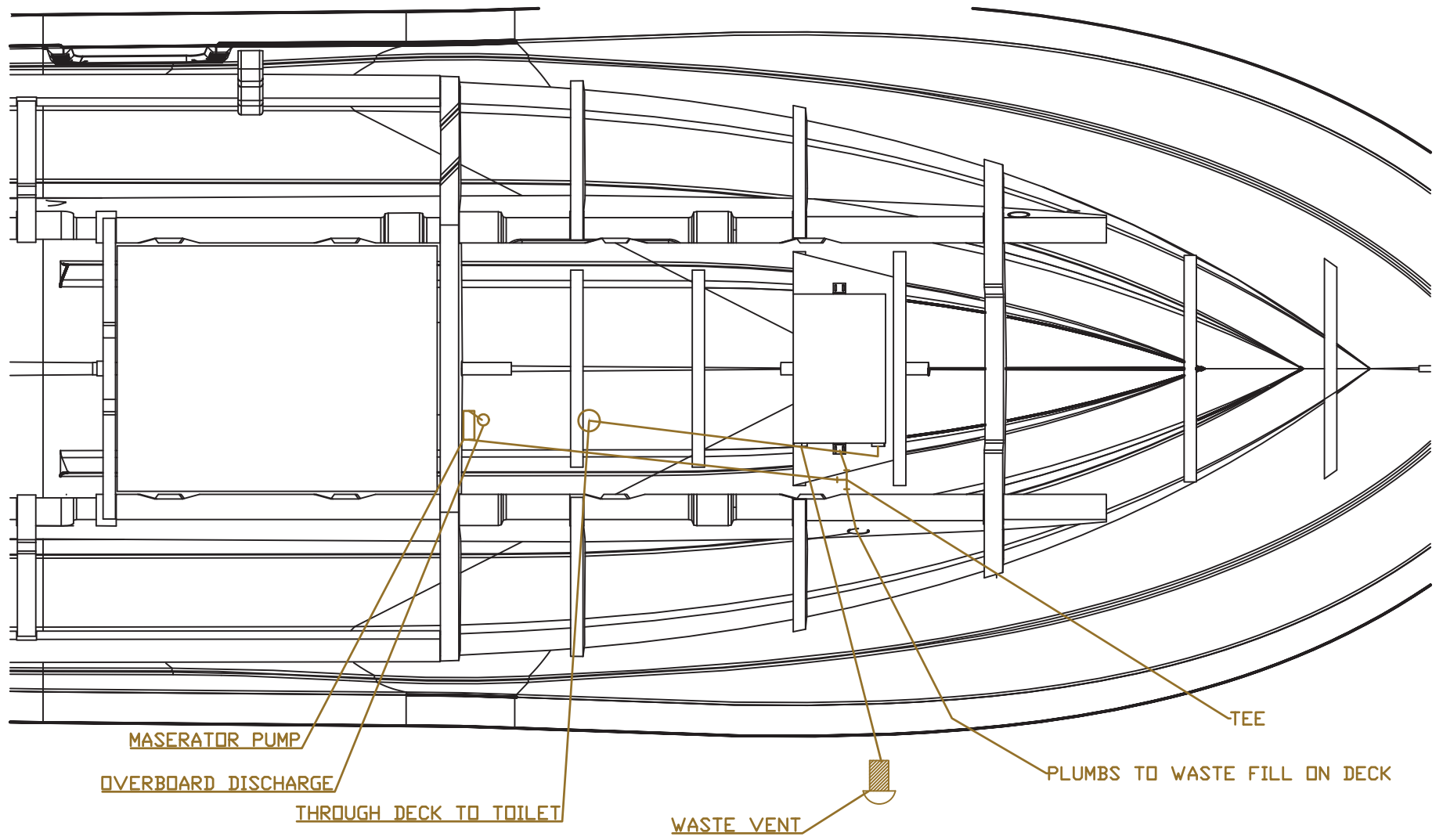
DRAINS



LIVEWELL SYSTEM

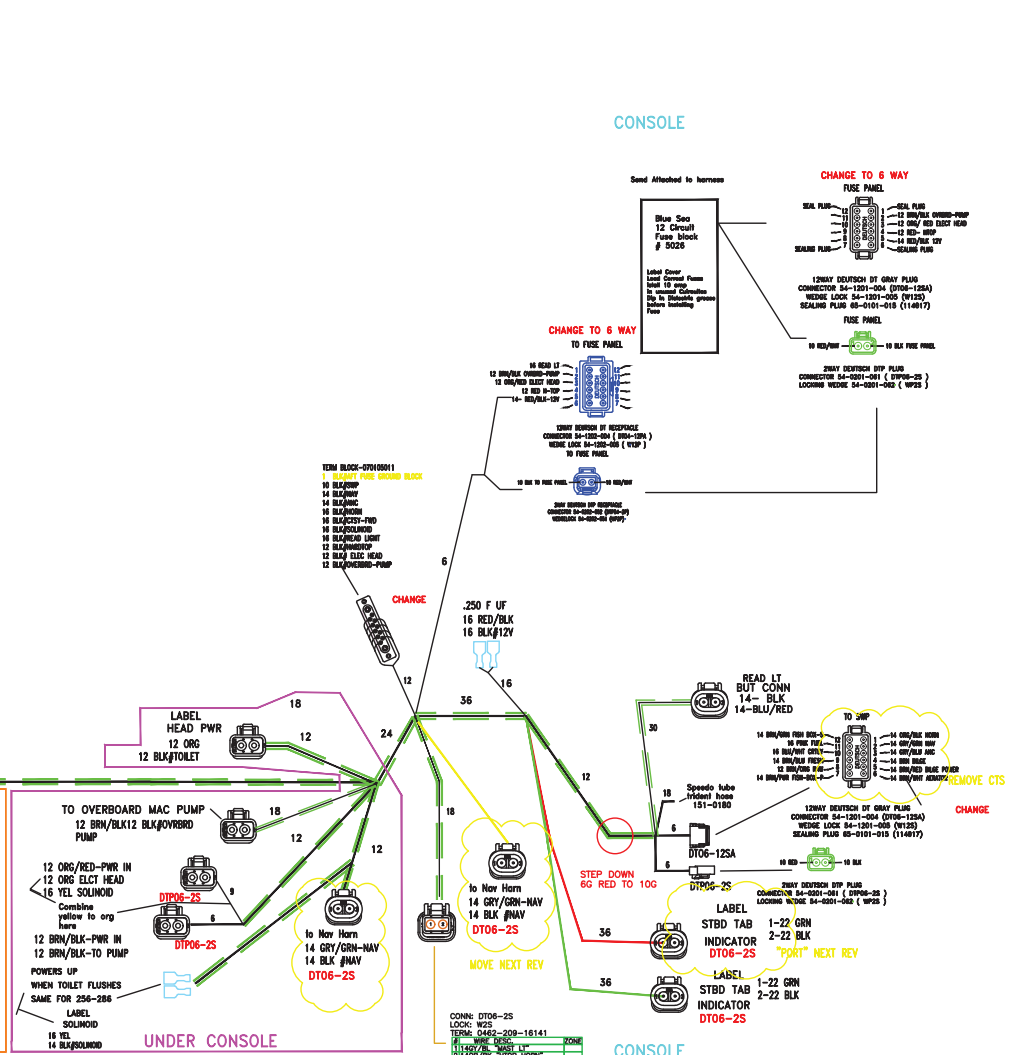
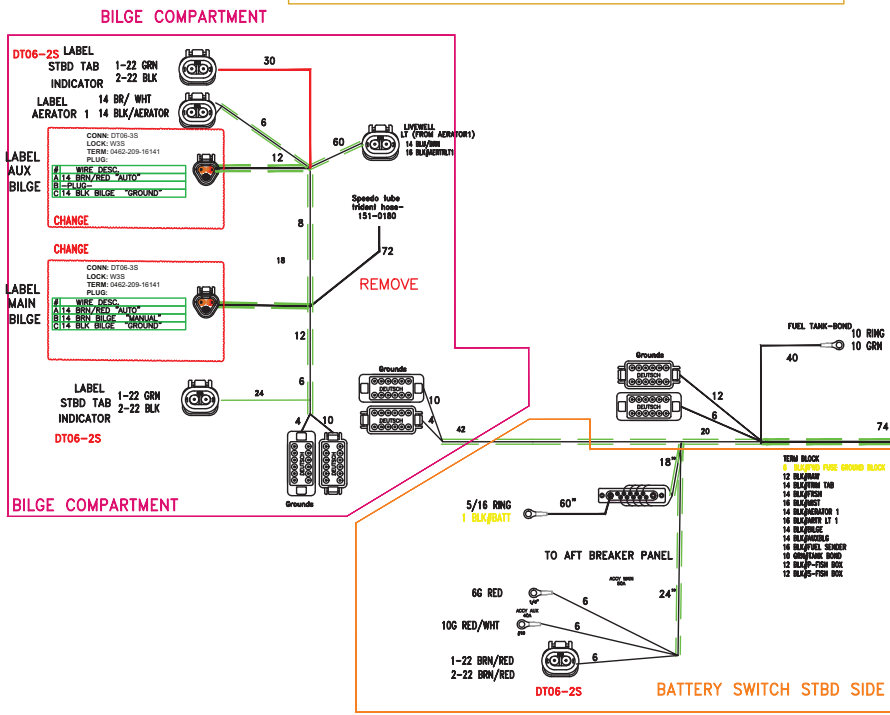
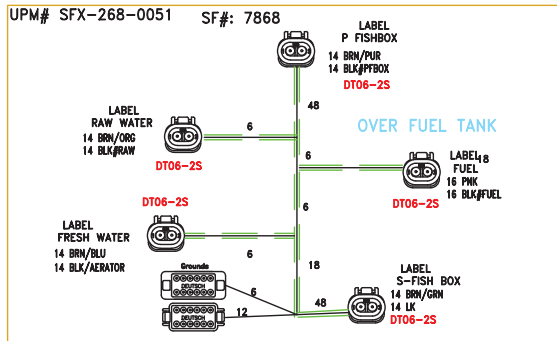


ELECTRIC HEAD SYSTEM



ELECTRICAL SCHEMATICS

MAIN HARNESS



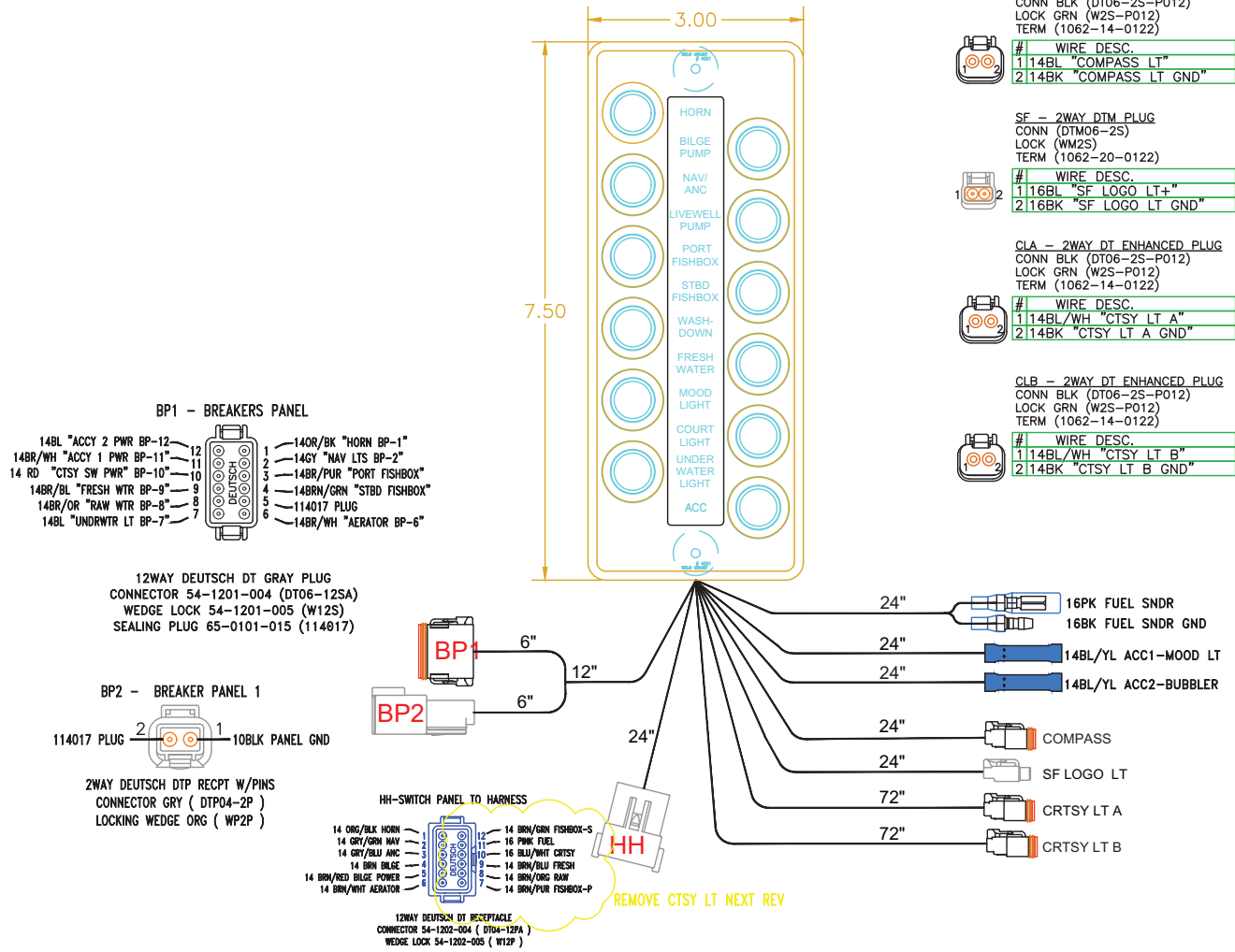
UPM# SFX-268-0059

SF#: 7867

268CC ACCESSORY HARNESS

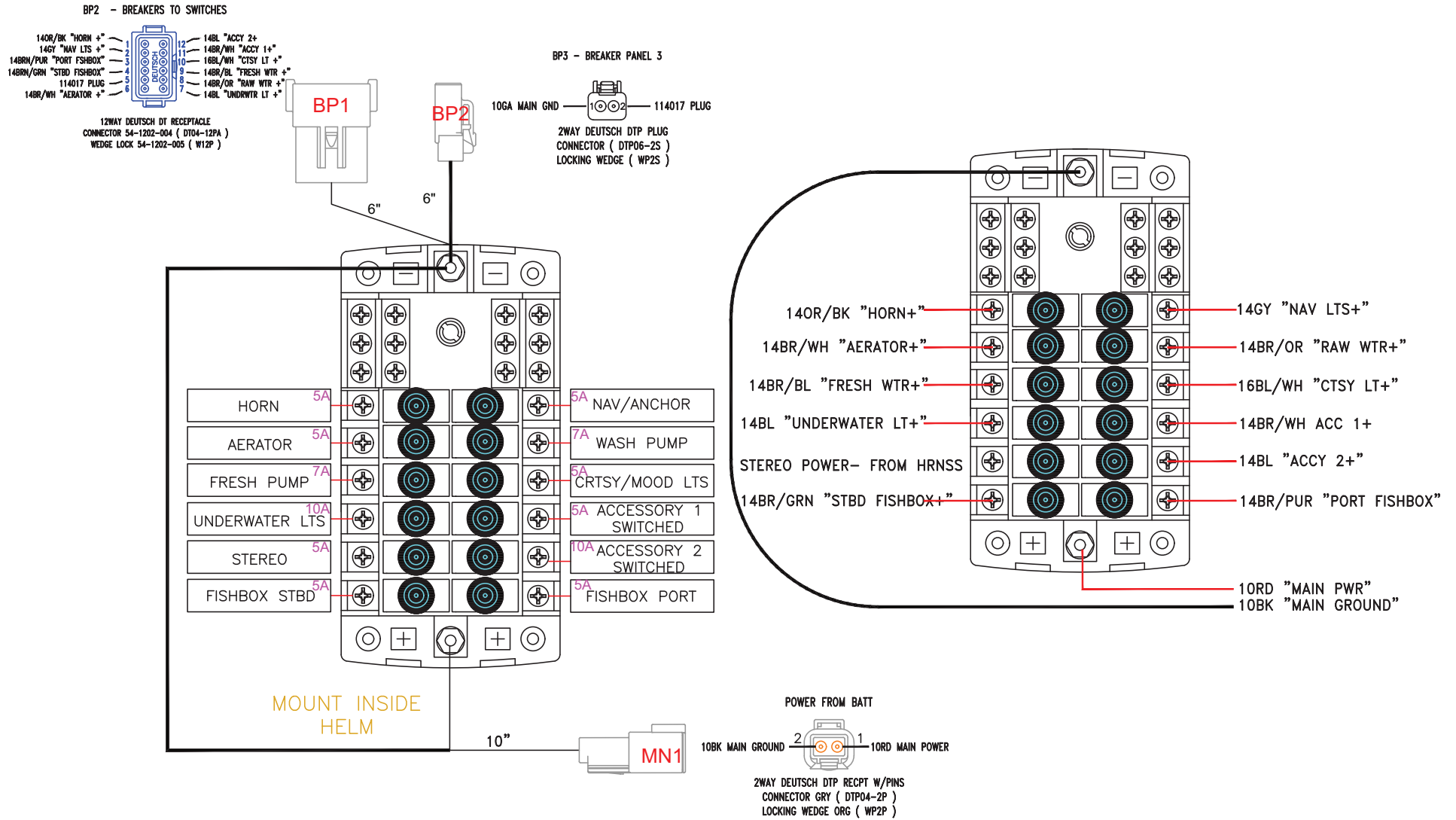
SWITCH PANEL

PANEL- 268 UPM # SFX-268-0423B SEAFOX# 7871

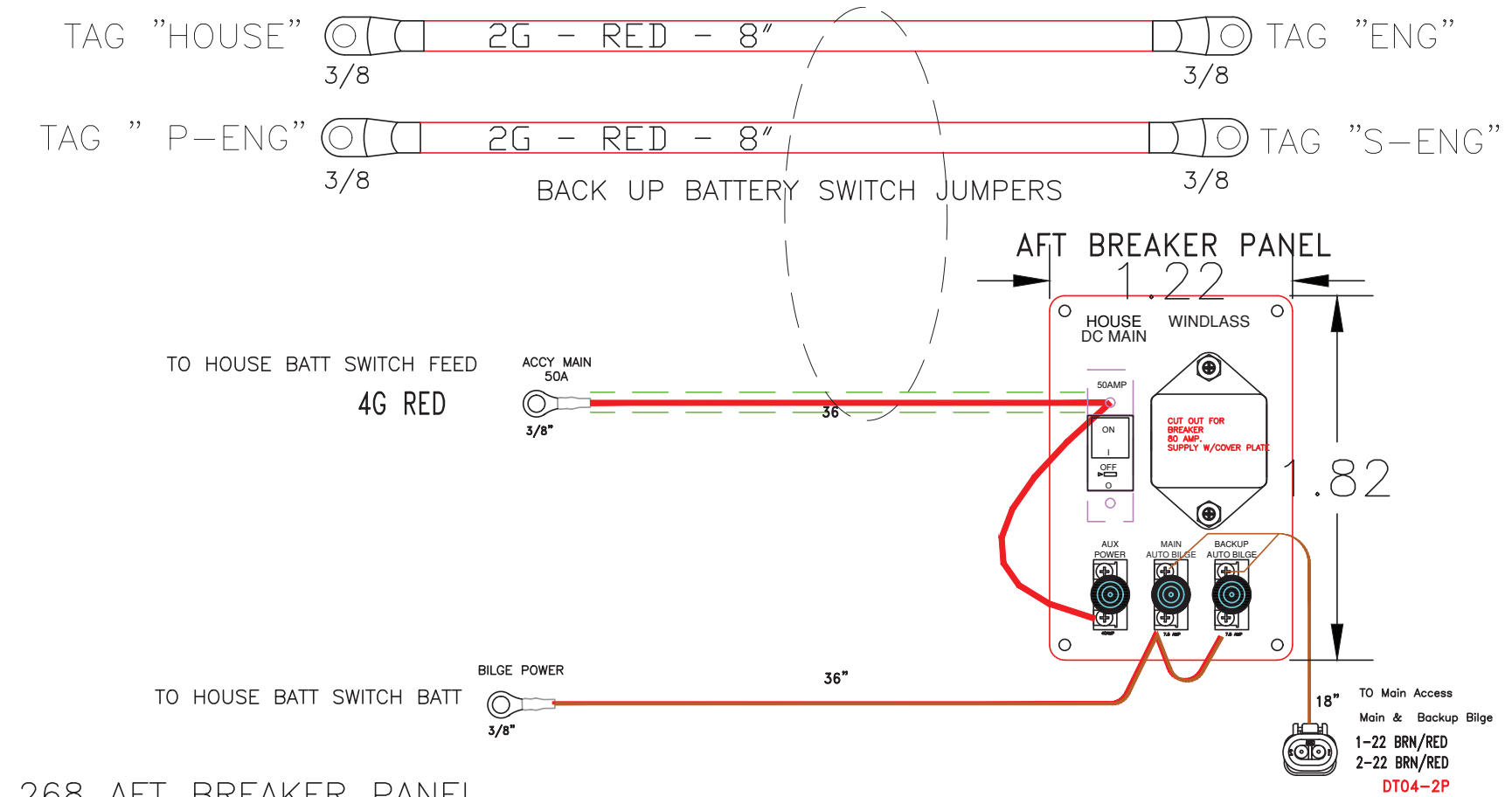


ADD 6 SHOULDER WASHERS
IN A BAG AND SEND W/PANEL

BREAKER PANEL



BREAKER PANEL (CONTINUED)

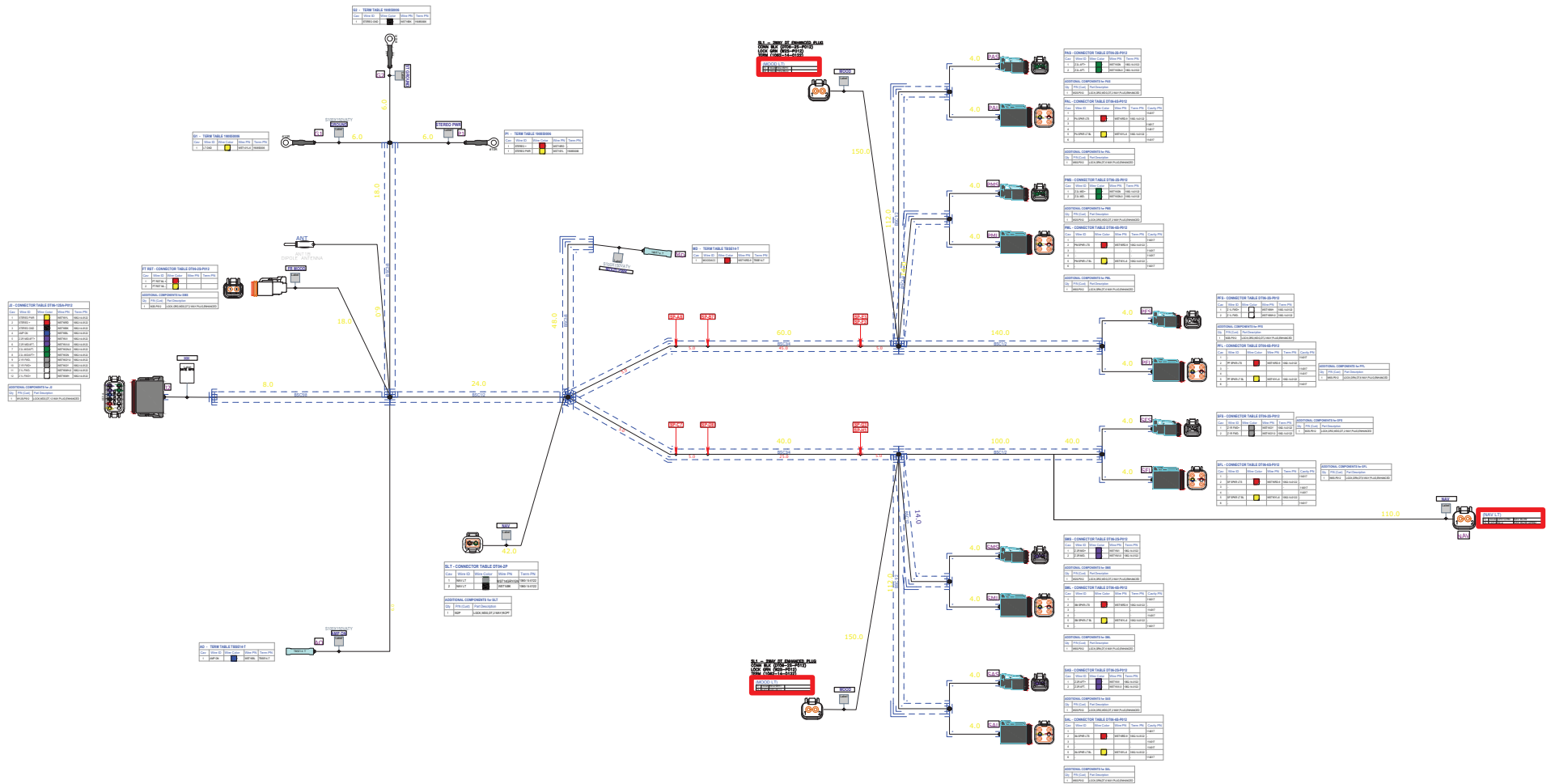


268 AFT BREAKER PANEL

SF# 7917, UPM# SFX-268-123B

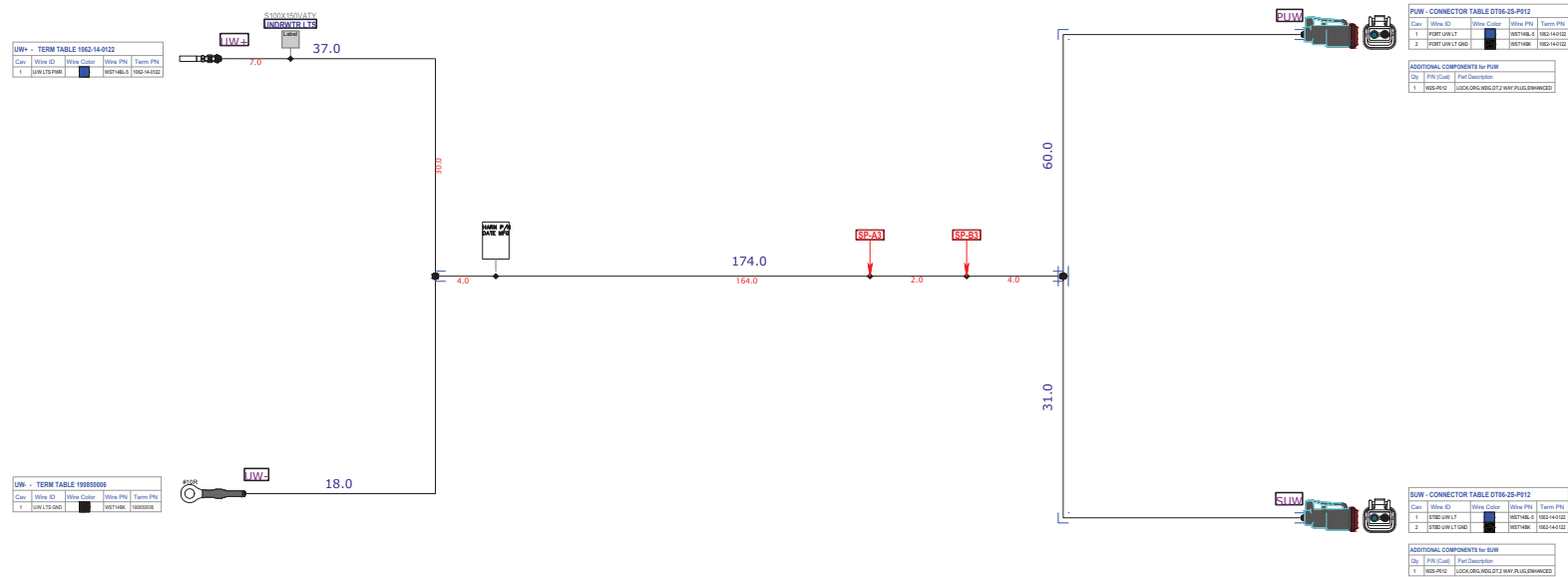
PANEL:
1/4" BLACK ABS (NO PAINT)
WHITE SCREEN PRINTING

DECK HARNESS



6 SPEAKER STEREO, NAV, MOOD LIGHT HARNESS

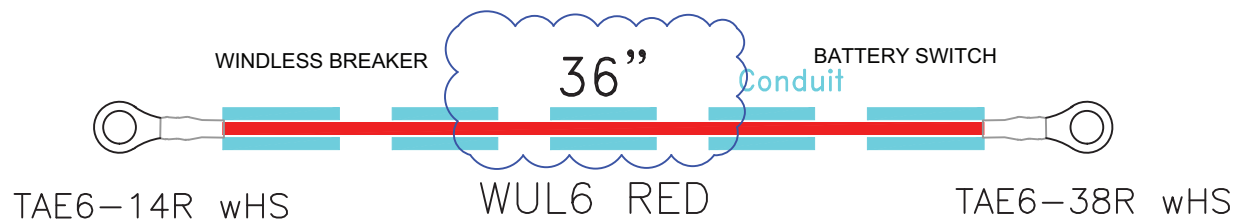
UNDER WATER LIGHT OPTION



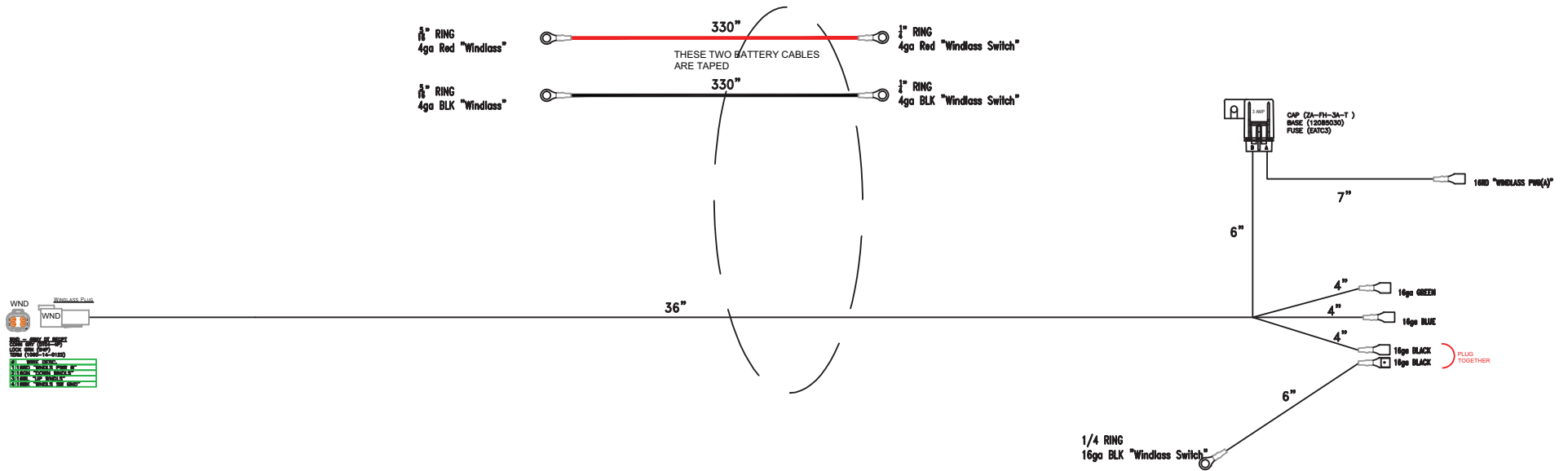
Under Water Light Harness, SF# 7930

WINDLASS CABLES HARNESS

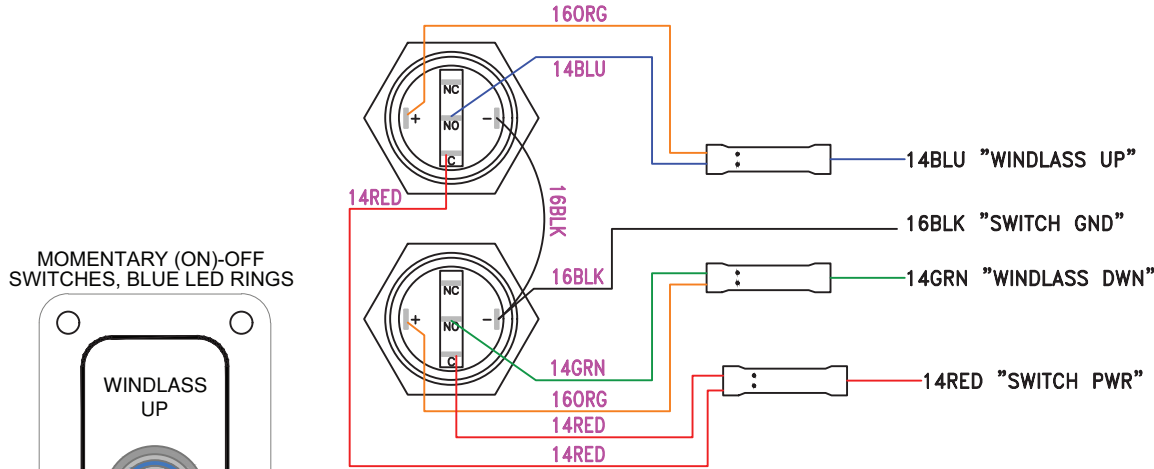
LABEL CABLE ENDS



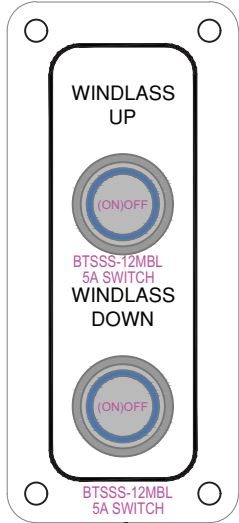
WINDLASS DECK HARNESS



WINDLASS DECK BOW PANEL



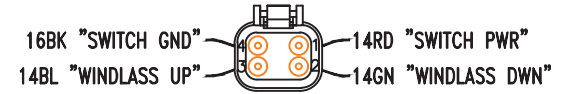
MOMENTARY (ON-OFF SWITCHES, BLUE LED RINGS



090 ALUMINUM
BLACK POWDERCOAT
WHITE BORDER
WHITE TEXT

PANEL SIDE

WND - WINDLASS



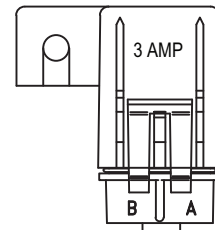
4WAY DEUTSCH DT ENHANCED PLUG W/SOC
CONNECTOR BLK (DT06-4S-P012)
LOCKING WEDGE GRN (W4S-P012)

HARNESS SIDE

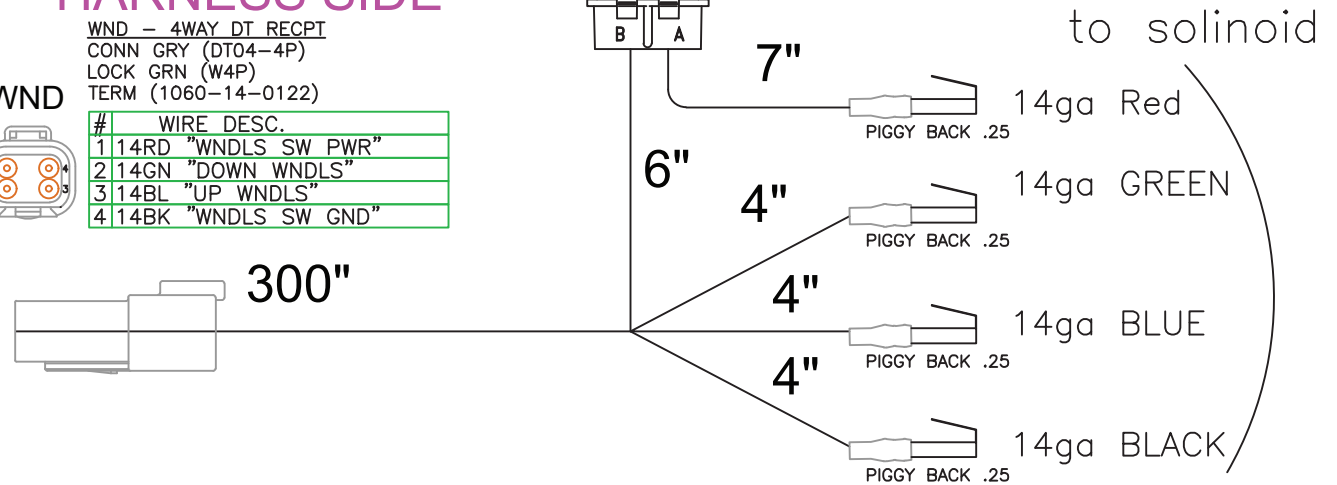
WND - 4WAY_DT_RECPT
CONN GRY (DT04-4P)
LOCK GRN (W4P)
TERM (1060-14-0122)



#	WIRE DESC.
1	14RD "WNDLS SW PWR"
2	14GN "DOWN WNDLS"
3	14BL "UP WNDLS"
4	14BK "WNDLS SW GND"



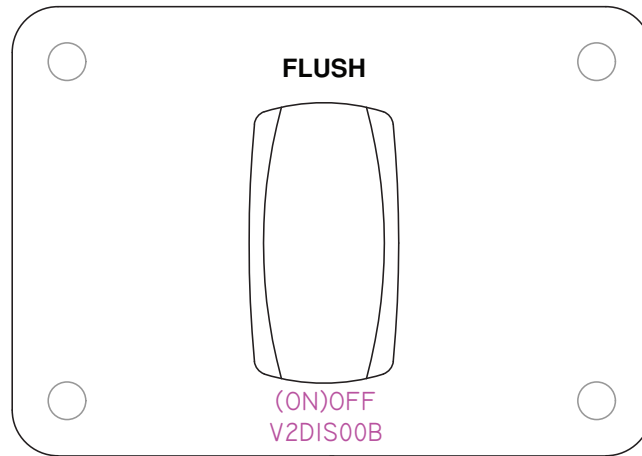
3 AMP
CAP (ZA-FH-3A-T)
BASE (12085030)
FUSE (EATC3)



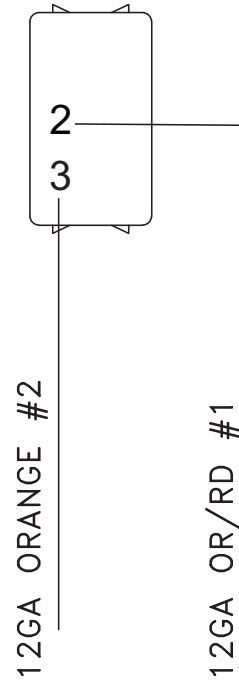
ELECTRIC HEAD HARNESS

TOILET OPTION

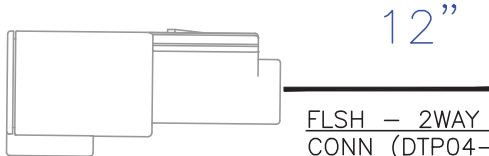
.090 ALUM
GLOSS BLK POWDERCOAT
WHITE SCREEN TEXT



ASSEMBLY NOTE:
Inject every push-on connector with dielectric grease prior to attachment to switch.



TEST DRAWER #46



FLSH - 2WAY DTP RECP
CONN (DTP04-2P)
LOCK (WP2P)
TERM (1060-12-0166)

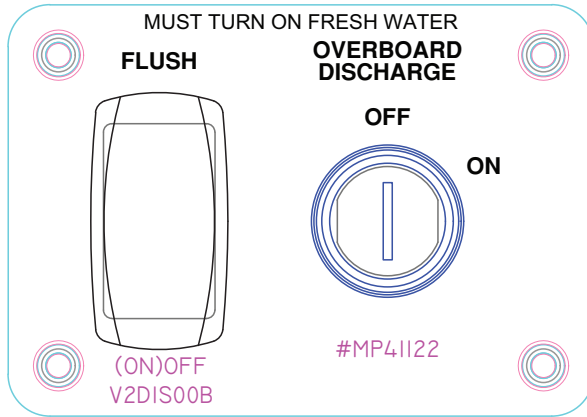


#	WIRE DESC.
1	12OR/RD "FLUSH LN/1"
2	12OR "FLUSH LD/2"

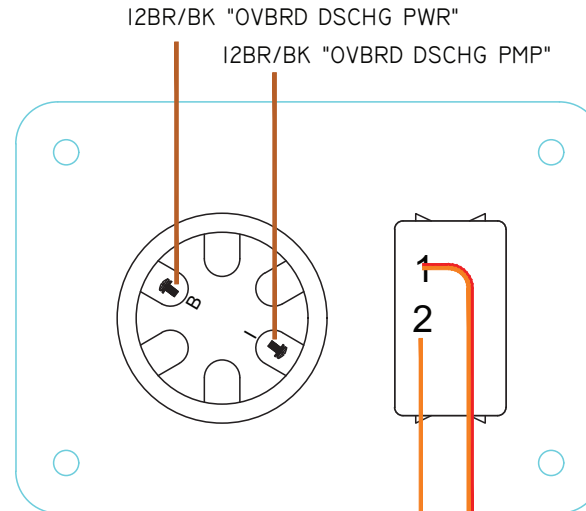
SF# 7934

ELECTRIC HEAD HARNESS (CONTINUED)

TOILET OPTION



.090 ALUM
WHITE POWDERCOAT
BLACK SCREEN TEXT



HANG PIGTAIL HERE
6 INCHES

ASSEMBLY NOTE:

Inject every push-on connector with dielectric grease prior to attachment to switch.

OD - 2WAY DTP RECPT
CONN (DTP04-2P)
LOCK (WP2P)
TERM (1060-12-0166)



#	WIRE DESC.
1	12BR/BK "OVBRD DSCHG PWR"
2	12BR/BK "OVBRD DSCHG PMP"



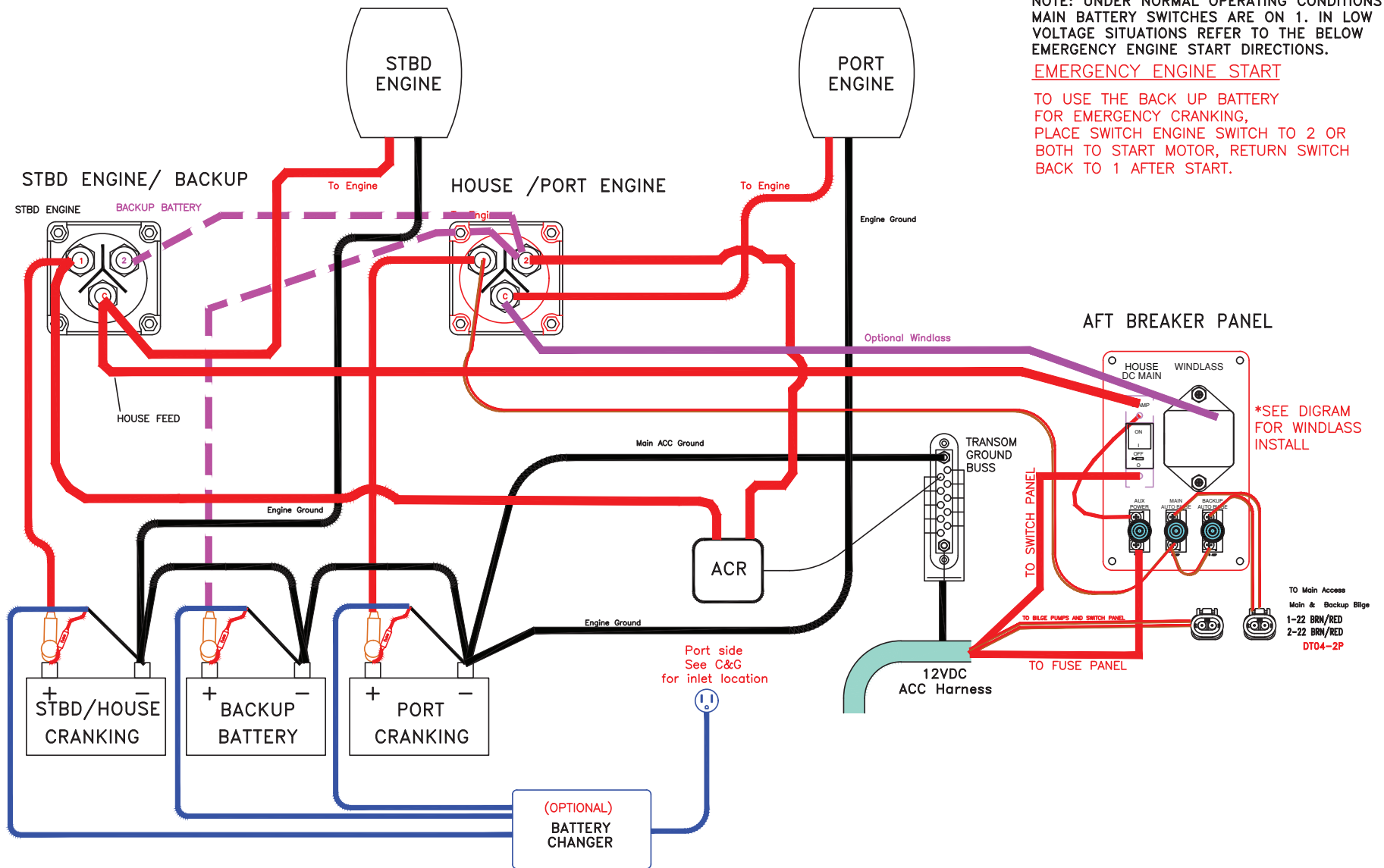
FLSH - 2WAY DTP RECPT
CONN (DTP04-2P)
LOCK (WP2P)
TERM (1060-12-0166)

#	WIRE DESC.
1	120R/RD "FLUSH LN"
2	120R "FLUSH LD"



SF# 7478

BATTERY WIRING



NOTE: UNDER NORMAL OPERATING CONDITIONS MAIN BATTERY SWITCHES ARE ON 1. IN LOW VOLTAGE SITUATIONS REFER TO THE BELOW EMERGENCY ENGINE START DIRECTIONS.

EMERGENCY ENGINE START

TO USE THE BACK UP BATTERY FOR EMERGENCY CRANKING, PLACE SWITCH ENGINE SWITCH TO 2 OR BOTH TO START MOTOR, RETURN SWITCH BACK TO 1 AFTER START.

*SEE DIGRAM FOR WINDLASS INSTALL

TO Main Access
Main & Backup Blige
1-22 BRN/RED
2-22 BRN/RED
DT04-2P

This Page Intentionally Left Blank

SEA  FOX
BOAT WORKS

Sea Fox Boat Company, Inc.
2550 Highway 52
Moncks Corner, SC 29461-5024

Telephone: 843-761-6090
www.seafoxboats.com

Ken Cook Co.
Printed in U.S.A.
Rev 0325