

SEARFOX[®]

2004 PRODUCT LINE



Ed Renken, Executive Vice President
Fred Renken, President

Outfox the Ordinary, Everyday

In 1957 the Renken family began building boats in Charleston, South Carolina. Today the third generation of Renkens continues that tradition with Sea Fox boats. Notably, the last five years have marked Sea Fox as one of the fastest growing companies in America.

With 47 years of boat building experience, Sea Fox proves that choosing a quality boat with true craftsmanship and attention to detail can still be within the family budget. Sea Fox boats are packed full of unique features and fisherman friendly amenities for all types of anglers. They stand behind their boats with one of the best warranties in the business, a 10-year limited transferable hull warranty.

Sea Fox's Exclusive Fibre4System™

The exclusive "Fibre4" all fiberglass stringer system is built into every Sea Fox boat, providing a wider, stronger stringer that will not rot! In addition to a stronger platform, decks are fiberglassed to the broad stringer tops resulting in a superior bond between hull, stringers and deck.

Sea Fox boats are constructed using an all composite core material that is lighter and more durable than wood. It will not rot!

An aluminum plate is glassed into the hull providing a backing for motor mounts.

Composite core materials provide strength in floors, consoles and hatch lids. No wood, no rot!

Whether you are on a fishing trip, cruising with your family or enjoying your favorite watersport, Sea Fox is the boat that can suit all of your needs. Sea Fox's diverse designs and full line of choices make deciding on the right boat a breeze for your family. Sea Fox makes great boats, so you can make great memories.

Facts That Keep Sea Fox Out Front

- Fibre4 Stringer System – fiberglass stringers are wider than wooden ones and will not rot when exposed to water.
- A high density foam core hull will not deteriorate as wood does when exposed to water, plus the aluminum plate within the transom provides extra engine mounting strength.
- Hand-rolled fiberglass means fewer air pockets plus a superior laminate.
- Self-bailing cockpits allow water to drain overboard.
- Non-skid deck surfaces aid in safer deck surfaces.
- Stainless steel hardware eliminates the worry of saltwater corrosion.
- Closed cell foam flotation – foam injected into key areas of the hull and deck provide superior flotation and insulation.
- Family-owned with more than 47 years experience – a proud heritage of experience that goes into each boat built.
- One of the best warranties in the business – every Sea Fox is backed by a 10-year limited transferable hull warranty.

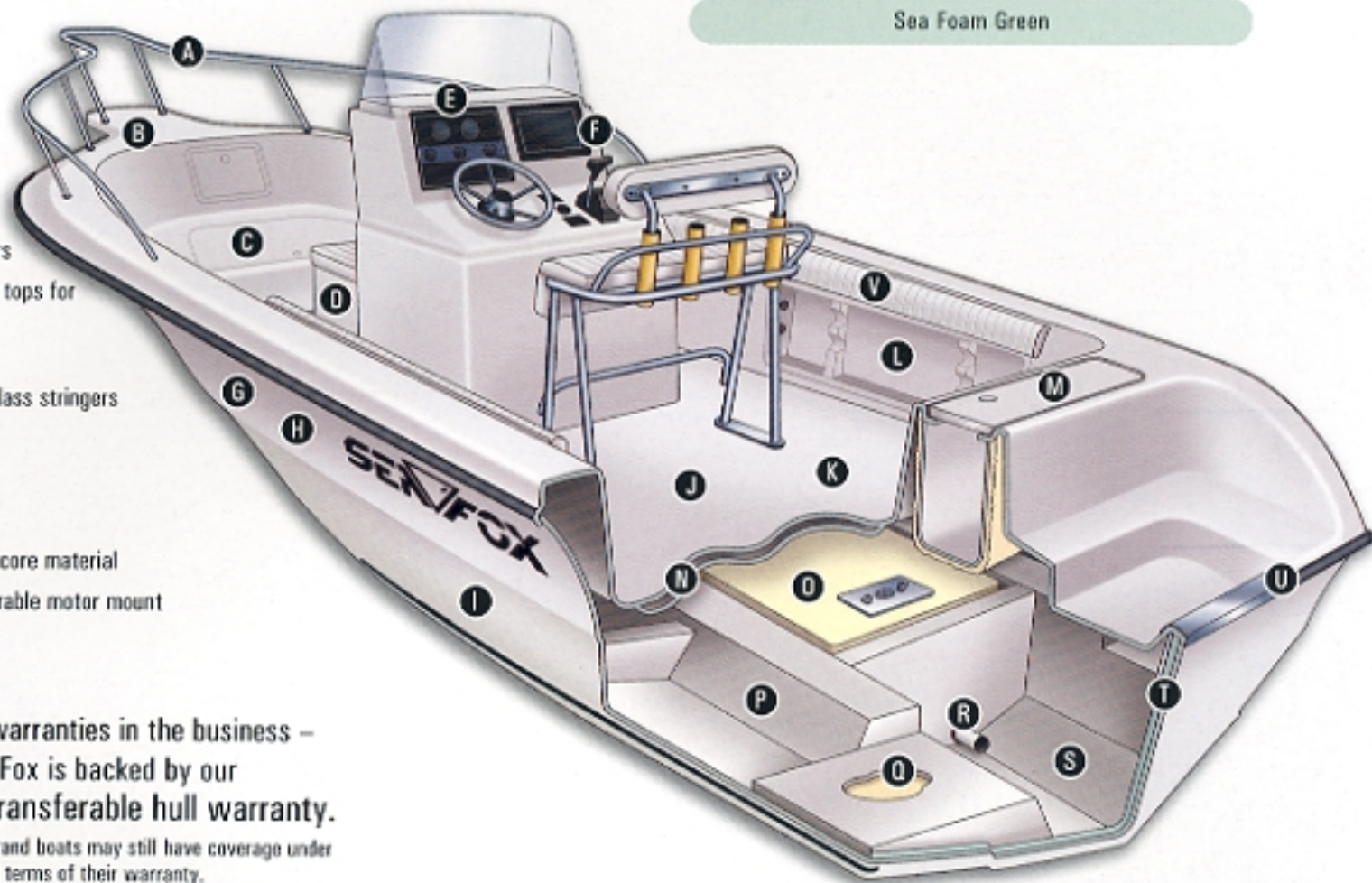
Optional Hull Colors

Carolina Blue

Fighting Lady Yellow

Sea Foam Green

- A. Stainless steel handrails and hardware help deter corrosion
- B. Built-in bow pulpit with anchor roller on most models
- C. Large insulated storage/fish locker
- D. Removable cooler/seat on most models
- E. Aluminum dash panel for durability
- F. Ergonomically correct consoles designed by boaters for boaters
- G. Hand-rolled fiberglass for superior strength
- H. Premium quality gel coat
- I. 10-year limited transferable hull warranty
- J. Self-bailing cockpit
- K. Non-skid deck surface for safety
- L. Large rod boxes
- M. Extra large foam-insulated bait wells/coolers
- N. Deck fiberglassed directly to broad stringer tops for a superior bond
- O. Non-corroding fuel tank
- P. Sea Fox's Fibre4System™ foam filled fiberglass stringers
- Q. Closed cell foam for added flotation
- R. Keel drainage system
- S. All composite materials. No wood, no rot!
- T. Transom reinforced with high density foam core material
- U. Glassed in aluminum transom plate for a durable motor mount
- V. 30 ounce vinyl coated with PreFixx®



One of the best warranties in the business –
every Sea Fox is backed by our
10-year limited transferable hull warranty.

The Legacy and Sea Era brand boats may still have coverage under
the original terms of their warranty.

Sea Fox boats meet or exceed United States Coast Guard standards.

Boat smart from the start, take a boating education course and get a vessel safety check for your boat. For information, call the United States Coast Guard Auxiliary at 800-368-5647 or at www.cgaux.org, or the United States Power Squadrons at 888-FOR-USPS or www.usps.org.

SEA FOX CENTER CONSOLES



Captain Edde Langeland
Team Sea Fox Captain
Sea Fox Boat Company





160

172

197

210

217

230

237

257

287



160 center console

www.seafoxboats.com

SPECIFICATIONS

Centerline	16'1"
Beam	6'2"
Deadrise	16 degrees
Draft	9"
Fuel Capacity	21 gallons
Maximum Capacity	5 people/750 lbs
Maximum hp	80 hp
Weight	1,085 lbs

STANDARD EQUIPMENT

48 qt removable cooler
Aluminum dash panel w/full instrumentation
Anchor locker
Automatic 500 gph bilge pump
Bench seat cushion
Bench seat w/storage
Bow storage compartment
Fuel/water separator
Horn
Aerated live well - 12 gallons
Navigation lights
No-feedback steering
Non-skid deck surface


Self bailing cockpit
SST rod holders
SST rub rail
SST through-bolted rails
Trolling motor plug (12 volt)

Waterproof storage tube
Windscreen w/handrail

OPTIONAL EQUIPMENT

12 volt receptacle on console
AM/FM cassette or JVC CD player
Battery switch
Bimini top
Bow cushion
Bow lifting ring
Compass

Extra live well - 12 gallons
Fishing chair, base & pole
Matrix depth/fish finder
Motor well lid
Plug-in bow light
Pop-up cleats
Raw water washdown
Tilt steering
Tournament package: steering knob, tilt steering, SST through-hull fittings, compass, lighted live well



Factory installed with
MERCURY
"1 On The Water"



SPECIFICATIONS

Centerline17'1"
 Beam6'10"
 Deadrise15 degrees
 Draft10"
 Fuel Capacity.....27 gallons
 Maximum Capacity5 people/750 lbs
 Maximum HP115 hp
 Weight1,390 lbs

STANDARD EQUIPMENT

- 48 qt removable cooler
- Aerated live well - 12 gallons
- Aluminum dash panel w/full instrumentation
- Anchor locker
- Automatic 500 gph bilge pump
- Bow storage compartment
- Flip/flop cooler seat
- Fuel/water separator
- Horn
- Navigation lights
- No-feedback steering
- Non-skid deck surface
- Self-bailing cockpit

OPTIONAL EQUIPMENT

- SST rod holders
- SST rub rail
- SST through-bolts rails
- Trolling motor plug (12 volt)
- Waterproof storage tube
- Windscreen w/handrail
- 12 volt receptacle on console
- AM/FM cassette or JVC CD player
- Battery switch
- Bimini top
- Bow cushion
- Bow lifting ring
- Compass
- Extra live well - 12 gallons

- Fishing chair, base & pole
- Full bow rail
- Matrix depth/fish finder
- Pedestal seats
- Plug-in bow light
- Pop-up cleats
- Raw water washdown
- Rod boxes
- Stern hatch cushions
- Swim platform and ladder
- Tournament package: steering knob, tilt steering, SST through-hull fittings, compass, lighted live well



Factory installed with
MERCURY
"12 On The Water"



197 center console

www.seafoxboats.com

SPECIFICATIONS

Centerline	19'8"
Beam	7'8"
Deadrise	19 degrees
Draft	12"
Fuel Capacity.....	60 gallons
Maximum Capacity ..	7 people/1,050 lbs
Maximum hp.....	150 hp
Weight	1,900 lbs


STANDARD EQUIPMENT

94 qt removable cooler
Aerated live well - 19 gallons
Aluminum dash panel w/full instrumentation
Anchor locker
Automatic 900 gph bilge pump
Bow storage
Deluxe console w/portable head
Drink holders
Flip-flop seat
Fuel/water separator
Hem
Jump seat cushions
Navigation lights
No feedback steering
Non-skid deck surface

OPTIONAL EQUIPMENT

Pedestal seats
Rod boxes (2)
Self-bailing cockpit
SST rod holders
SST rub rail
SST through-bolted rails
Storage tube
Windscreen w/handrail
12 volt receptacle on console
AM/FM cassette or JVC CD player
Battery switch
Bimini top
Bow cushion
Compass
Deluxe flip-flop cooler seat
Electric trim tabs

Extra live well - 19 gallons
Fishing chair, base & pole
Gullwings
Hydraulic steering
Leaning post w/backrest & cooler
Matrix depth/fish finder
Outriggers for T-top
Plug-in bow light
Pop-up cleats
Raw water washdown
Sprayshield & cargo net for T-top
Spreader lights for T-top
Swim platform & ladder
T-top
T-top electronics box
Tilt steering



Tournament package: steering knob, tilt steering, SST through-hull fittings, compass, lighted live well
Transom splash board
Trailing motor plug

Factory installed with
MERCURY
1. On The Water



SPECIFICATIONS

Centerline.....21'

Beam8'6"

Deadrise18 degrees

Draft14"

Fuel Capacity113 gallons

Maximum Capacity ..8 people/1,200 lbs

Maximum hp.....200 hp

Weight2,200 lbs

STANDARD EQUIPMENT

94 qt removable cooler
 Aerated live bait well - 25 gallons
 Aluminum dash panel w/full instrumentation
 Automatic 900 gph bilge pump
 Boarding ladder
 Bow storage w/fish box
 Coaming pads
 Deluxe console w/portable head
 Drink holders
 Electric trim tabs
 Eye-transom w/door & ladder
 Freshwater separator
 Horn
 Navigation lights

No-feedback steering

Non-skid deck surface
 Pedestal seats
 Radio box
 Raw water washdown
 Rod boxes (2)
 Self-bailing cockpit
 SST rod holders
 SST rub rail
 SST through-bolted rails
 Windscreen w/handrail

OPTIONAL EQUIPMENT
 12 volt receptacle on console
 AM/FM JVC cassette or CD player
 Battery switch
 Bimini top
 Bow cushion

Bow dodger

Bow dodger aft curtain
 Bow lifting ring
 Compass
 Extra live well - 25 gallons
 Fresh water washdown w/ 12 gallon tank
 Gunwing sprayshield canvas for T-top
 Hydraulic steering
 Leaning post w/backrest & cooler
 Matrix depth/fish finder
 Outriggers for T-top
 Pop-up cleats
 Rear bench seat w/coaming pad
 Sprayshield & cargo mat for T-top
 Spreader lights for T-top



T-top
 T-top electronics box
 Tilt steering
 Tournament package: steering knob, tilt steering, SST through-hull fittings, compass, lighted live well

Factory installed with
MERCURY
"I ON The Water"



217 center console

www.seafoxboats.com

SPECIFICATIONS

Centerline	21'3"
Beam	8'5"
Deadrise	21 degrees
Draft	15"
Fuel Capacity.....	90 gallons
Maximum Capacity ..	8 people/1,200 lbs
Maximum hp.....	200 hp
Weight	2,300 lbs

STANDARD EQUIPMENT


Aerated live well - 25 gallons
Aluminum dash panel w/full instrumentation
Automatic 600 gph bilge pump
Bow storage w/fish box
Coaming pads
Deluxe console w/portable head
Drink holders
Electric trim tabs
Fuel/water separator
Horn
Jump seats w/cushions
Leaning post w/backrest & 72 qt removable cooler
Navigation lights
No-feedback steering
Non-skid deck surface

Radio box
Raw water washdown
Rod boxes (2)
Seat & storage in front of console
Self-bailing cockpit
SST rod holders
SST rub rail
SST through-bolted rails
Swim platform & ladder
Transom splash beard
Windscreen w/handrail

OPTIONAL EQUIPMENT

12 volt receptacle on console
AM/FM JVC cassette or CD player
Battery switch
Bimini top
Bow cushion
Bow dodger

Bow dodger aft curtain
Bow lifting ring
Compass
Extra live well - 25 gallons
Fresh water washdown w/ 12 gallon tank
Gulfloting sprayshield canvas for T-top
Hydraulic steering
Matrix depth/fish finder
Outriggers for T-top
Pedestal seats
Pop-up cleats
Sprayshield & cargo net for T-top
Spreader lights for T-top
T-top
T-top electronics box
Tilt steering



Tournament package: steering knob, tilt steering, SST through hull fittings, compass, lighted live well

Factory installed with
MERCURY
1 On The Water



SPECIFICATIONS

- Centerline.....23'
- Beam8'6"
- Deadrise.....18 degrees
- Draft14"
- Fuel Capacity120 gallons
- Maximum Capacity ..8 people/1,200 lbs
- Maximum hp.....250 hp
- Weight2,400 lbs

STANDARD EQUIPMENT


- 94 qt removable cooler
- Aerated live well - 25 gallons
- Aluminum dash panel w/full instrumentation
- Automatic 900 gph bilge pump
- Boarding ladder
- Bow storage w/fish box
- Coaming pads
- Deluxe console w/portable head
- Drink holders
- Electric trim tabs
- Euro-transom w/door & ladder
- Fuel/water separator
- Horn
- Navigation lights
- No-feedback steering

Non-skid deck surface

- Pedestal seats
 - Radio box
 - Raw water washdown
 - Red boxes (2)
 - Self-bailing cockpit
 - SST rod holders
 - SST rub rail
 - SST through-bolted rails
 - Windscreen w/handrail
- ### OPTIONAL EQUIPMENT
- 12 volt receptacle on console
 - AM/FM JVC Cassette or CD player
 - Battery switch
 - Bimini top
 - Bow cushion
 - Bow dodger

Bow lifting ring

- Compass
- Extra cooler in front of console
- Extra live well - 25 gallons
- Fresh water washdown w/ 12 gallon tank
- Gullwing sprayshield canvas for T-top
- Hydraulic steering
- Leaning post w/backrest & cooler
- Matrix depth/fish finder
- Outriggers for T-top
- Pop-up cleats
- Rear bench seat w/coaming pad
- Sprayshield & cargo net for T-top
- Spreader lights for T-top
- T-top



- T-top electronics box
- Tilt steering
- Tournament package: steering knob, tilt steering, SST through-hull fittings, compass, lighted live well

Factory installed with
MERCURY
17 On The Water



237 center console

www.seafoxboats.com

SPECIFICATIONS

Centerline.....	23'
Beam.....	8'6"
Deadrise.....	18 degrees
Draft.....	14"
Fuel Capacity.....	120 gallons
Maximum Capacity ..	8 people/1,200 lbs
Maximum hp.....	250 hp
Weight.....	2,650 lbs

STANDARD EQUIPMENT


Aerated live well - 25 gallons
Aluminum dash panel w/full instrumentation
Automatic 900 gph bilge pump
Bow storage w/fish box
Coaming pads
Deluxe console w/portable head
Drink holders
Fuel/water separator
Hem
Jump seats w/cushions
Leaning post w/backrest & 72 qt removable cooler
Navigation lights
No feedback steering
Non-skid deck surface
Radio box

Raw water washdown
Recessed electric trim tabs
Rod boxes (2)
Seat & storage in front of console
Self-bailing cockpit
SST rub rail
SST rod holders
SST through bolted rails
Swim platform & ladder
Transom splash board
Windscreen w/handrail

OPTIONAL EQUIPMENT

12 volt receptacle on console
AM/FM .V.C. cassette or CD player
Battery switch
Bimini top
Bow cushion
Bow dodger

Bow lifting ring
Compass
Extra live well - 25 gallons
Fresh water washdown w/ 12 gallon tank
Gullwing sprayshield canvas for T-top
Hydraulic steering
Matrix depthfish finder
Outriggers for T-top
Pedestal seats
Pop-up cleats
Sprayshield & cargo net for T-top
Spreader lights for T-top
T-top
T-top electronics box
Tilt steering
Tournament package: steering knob,



tilt steering, SST through/hul fittings, compass, lighted live well
Trim tabs

Factory installed with
MERCURY
"I ON THE BANK"



SPECIFICATIONS


Centerline25'7"
 Beam8'6"
 Deadrise20 degrees
 Draft16"
 Fuel Capacity150 gallons
 Maximum Capacity..10 people/1500 lbs
 Maximum hp.....400 hp
 Weight4,000 lbs

STANDARD EQUIPMENT

Aerated live well - 50 gallons
 Aluminum dash panel w/full instrumentation
 Automatic 900 gph bilge pump
 Bow cushion
 Coaming pads
 Compass
 Deluxe console w/portable head
 Drink holders
 Euro-transom w/dash & ladder
 Fish boxes forward (2)
 Fresh water washdown - 12 gallon
 Fuel/water separator
 Horn
 Hydraulic steering
 Insulated/removable fish boxes

in floor (2)
 Leaning post w/backrest & 72 qt removable cooler
 Navigation lights
 Non-skid deck surface
 Radio box
 Raw water washdown
 Self-bailing cockpit
 Trim tabs (recessed)
 SST rod holders
 SST through-bolted rails
 Windscreen w/handrail
OPTIONAL EQUIPMENT
 12 volt receptacle on console
 AM/FM JVC cassette or CD player
 Battery switch
 Bimini top
 Bow dodger

Bow lifting ring
 Gullwing sprayshield canvas for T-top
 Matrix depth/fish finder
 Outriggers for T-top
 Pedestal seats
 Pop-up cleats
 Rear bench seat w/coaming pad
 Sprayshield & cargo net for T-top
 Spreader lights for T-top
 T-top
 T-top electronics box
 Tournament package: Steering knob, tilt steering, SST through-hull fittings, lighted live well, oversize live well



Factory installed with
MERCURY
"1 On The Water"



287 center console

SPECIFICATIONS

Centerline.....	28'
Beam.....	9'8"
Deadrise.....	20 degrees
Draft.....	20"
Fuel Capacity.....	200 gallons
Maximum Capacity..	10 people/2,000 lbs
Maximum hp.....	500 hp
Weight.....	4,800 lbs

Factory installed with

MERCURY
"Get The Water"

Head In Console



Optional Gullwing Sprayshield Canvas for T-top




STANDARD EQUIPMENT

35 gallon fish boxes in floor (boxes double as locking rod storage) w/macerator pumps (2)
Aerated live well - 50 gallons
Anchor rope access door/corner compartment
Automatic 900 gph bilge pump
Bait station: rinse out sink, cutting board, 50 gallon live well, tackle box
Battery on/off switch
Bow cushion
Coaming pads
Compass
Deluxe console w/portable head & vented door
Deluxe gauges & electronics box
Drink holders
Euro transom w/door & ladder
Fresh water washdown - 12 gallons
Fuel/water separator
Horn
Hydraulic steering
Leaning post w/backrest & 94 qt removable cooler
Lockable storage boxes forward
Navigation lights
Non-skid deck surface
Oversized pop-up cleats (7)
Oversized gunwale rod boxes (2)
Raw water washdown
Recessed bow SST hand rail
Recessed electric trim tabs
Self-bailing cockpit w/2 drains
SST rod holders
SST rub rail
SST toe rails
Windscreen w/handrail

OPTIONAL EQUIPMENT

12 volt receptacle on console
AM/FM JVC cassette or CD player
Battery switch
Bimini top
Bow dodger
Gullwing sprayshield canvas for T-top
Matrix depth/fish finder
Outriggers for T-top
Rear bench seats w/coaming pad
Remote oil fill
Sprayshield & cargo net for T-top
Spreader lights for T-top
T-top
T-top electronics box
Tall bow rail
Tournament package: steering knob, tilt steering, SST through-hull fittings, lighted live well





Optional JVC AM/FM CD player



Standard Raw & Fresh Water Washdowns



Optional Aerated Lighted Live Well (Tournament Package)



Optional Outriggers for T-top





185 | 195 | 205 | 225 | 245



SPECIFICATIONS

Centerline17'10"

Beam7'10"

Deadrise16 degrees

Draft8"

Fuel Capacity.....27 gallons

Maximum Capacity ..7 people/1,050 lbs

Maximum hp.....150 hp

Weight1,275 lbs

STANDARD EQUIPMENT

- 48 qt removable cooler
- Aerated live well - 12 gallons
- Aluminum dash panel
- Anchor locker
- Automatic 500 gph bilge pump
- Flip-flop cooler seat
- Forward seats w/storage
- Fuel/water separator
- Horn
- Navigation lights
- No-feedback steering
- Non-skid deck surface
- Self-bailing cockpit
- SST rod holders
- SST rub rail

Trolling motor plug

- Tunnel hull
 - Windscreen w/hand rail
- ## OPTIONAL EQUIPMENT
- 12 volt receptacle on console
 - AM/FM JVC cassette or CD player
 - Battery switch
 - Bimini top
 - Bow lifting ring
 - Electric trim tabs
 - Extra base for fishing chair
 - Fishing chair, base & pole
 - Hydraulic steering
 - Jack plate
 - Jump seat cushions (rear)
 - Matrix depth/fish finder

Pedestal seats

- Plug-in bow lights
- Pop-up cleats
- Raw water washdown
- Side rails
- Swim platform & ladder
- Tackle box
- Tilt steering
- Tournament package: steering knob, tilt steering, SST through-hull fittings, compass, lighted live well
- Trim tabs



Factory installed with
MERCURY
"I On The Water"



195 bay fisher

www.seafoxboats.com

SPECIFICATIONS

Centerline	19'6"
Beam	7'10"
Deadrise	16 degrees
Draft	9.5" for the V hull 8" for the tunnel hull
Fuel Capacity.....	47 gallons
Maximum Capacity ..	7 people/1,050 lbs
Maximum hp.....	150 hp
Weight	1,700 lbs

STANDARD EQUIPMENT


48 qt removable cooler
Aerated live wells -
19 gallons aft/
12 gallon forward
Aluminum dash panel w/full
instrumentation
Anchor locker
Automatic 500 gph bilge pump
Flip-flop cooler seat
Forward seats w/storage
Fuel/water separator
Horn
Navigation lights
No-feedback steering
Non-skid deck surface
Self-bailing cockpit

SST rod holders
SST rub rail
SST through-bolted rails
Trolling motor plug
V-hull
Windscreen w/hand rail

OPTIONAL EQUIPMENT

12 volt receptacle on console
AM/FM JVC cassette or CD player
Battery switch
Bimini top
Bow lifting ring
Compass
Extra base for fishing chair
Fishing chair, base & pole
Hydraulic steering
Electric trim tabs

Jack plate
Leaning post w/backrest & cooler
Matrix depth/fish finder
Pedestal seats
Plug-in bow light
Pop-up cleats
Raw water washdown
Swim platform & ladder
Tackle box
Tilt steering
Tournament package: steering
knob, tilt steering, SST
through-hull fittings,
compass, lighted live well
Trim tabs
Tunnel hull



Factory installed with
MERCURY
"I On The Water"



SPECIFICATIONS

Centerline20'6"
 Beam8'6"
 Deadrise16 degrees
 Draft10" for the V hull
 8.5" for the tunnel hull
 Fuel Capacity.....60 gallons
 Maximum Capacity ..8 people/1,200 lbs
 Maximum hp.....200 hp
 Weight2,050 lbs

STANDARD EQUIPMENT

- Aerated live wells (1 forward - 10 gallons/1 aft - 28 gallons)
- Aluminum dash panel w/full instrumentation
- Anchor locker
- Automatic 900 gph bilge pump
- Console w/molded-in rod holders (8) & forward seat w/ cushion
- Curved windscreen w/curved hand rail
- Drink holders
- Flip-flop seat w/5 positions & 72 qt removable cooler
- Forward seats w/storage (2)
- Fuel/water separator
- Horn
- Navigation lights

No-feedback steering

- Non-skid deck surface
 - Remote oil fill
 - Self-bailing cockpit
 - SST rod holders
 - SST rub rail
 - Trolling motor plug
 - V-hull
- ### OPTIONAL EQUIPMENT
- 12 volt receptacle on console
 - AM/FM JVC cassette or CD player
 - Battery switch
 - Bimini top
 - Bow cushion
 - Fishing chair, base & pole
 - Hydraulic steering
 - Electric trim tabs
 - Jack plate

Leaning post w/backrest & cooler

- Matrix depth/fish finder
- Pedestal seats
- Plug-in bow light
- Pop-up cleats
- Raw water washdown
- Spray shield & cargo net for T-top
- Swim platform & ladder
- Tilt steering
- T-top
- T-Top electronics box
- Tournament package: steering knob, tilt steering, SST through-hull fittings, compass, lighted live well
- Trim tabs
- Tunnel hull



Factory installed with
MERCURY
"I On The Water"



225 bay fisher

www.seafoxboats.com

SPECIFICATIONS

Centerline	22'6"
Beam	8'6"
Deadrise	16 degrees
Draft	10" for V hull
Fuel Capacity.....	60 gallons
Maximum Capacity ..	8 people/1,200 lbs
Maximum hp.....	225 hp
Weight	2,350 lbs

STANDARD EQUIPMENT


Aerated live wells (1 forward - 10 gallons/1 aft - 26 gallons)
Aluminum dash panel w/full instrumentation
Anchor box
Automatic 900 gph bilge pump
Console w/molded in rod holders (8) & forward seat w/cushion
Curved windscreen w/curved hand rail
Fiberglass lids w/in-skid surface
Flip flop seat w/5 positions & 72 qt removable cooler
Fuel/water separator
Jump seats w/cushions & storage underneath seats (2)
Large storage compartments (1 forward/2 aft - drainable)

Lockable rod storage compartments (2)
Navigation lights
Remote oil fill on deck
Self-bailing cockpit
SST gunwale hand rails
SST cleats (5)
Tackle box w/4 trays
Trolling motor plug
V-hull

OPTIONAL EQUIPMENT

12 volt receptacle on console
AM/FM JVC cassette or CD player
Battery switch
Bimini top
Bow cushion
Bow lifting ring
Compass
Electric trim tabs

Fishing chair, base & pole
Extra base for fishing chair
Hydraulic steering
Jack plate
Jump seat backrest (2)
Leaning post (exchange for flip-flop)
Matrix depth/fish finder
Pedestal seats (exchange for flip-flop)
Pop-up cleats
Raw water washdown
Sprayshield for T-top
Spreader lights for T-top
Swim platform & ladder
T-top
T-top electronics box
Tackle box
Tilt steering



Tournament package: SST through-hull fittings, steering knob, tilt steering, lighted live well, compass
Trim tabs
Tunnel hull

Factory installed with
MERCURY
"I Do The Water"



SPECIFICATIONS


Centerline.....24"
 Beam8'6"
 Deadrise16 degrees
 Draft10" for V hull
 Fuel Capacity.....90 gallons
 Maximum Capacity ..8 people/1,200 lbs
 Maximum hp.....250 hp
 Weight2,700 lbs

STANDARD EQUIPMENT

Aerated live wells (1 forward - 10 gallons/1 aft - 26 gallons)
 All fiberglass lids w/ non-skid surface
 Aluminum dash panel w/ full instrumentation
 Anchor box
 Automatic 900 gph bilge pump
 Cleats (5)
 Console w/ molded in rod holders (5) & forward seat w/ cushion
 Curved windscreen w/ curved hand rail
 Flip-flop seat w/ 5 positions & 72 qt removable cooler
 Fuel/water separator
 Jump seats w/ cushions & storage underneath seats (2)

Large storage compartments (1 forward/2 aft - drainable)
 Lockable rod storage compartments (2)
 Navigation lights
 Non-skid deck
 Raw water washdown
 Remote oil fill on deck
 Self-bailing cockpit
 SST gunwale hand rails
 SST rub rail
 Tackle box
 Trolling motor plug
 V-hull
OPTIONAL EQUIPMENT
 12 volt plug
 AM/FM JVC cassette or CD player
 Battery switch

Bimini top
 Bow cushion
 Compass
 Extra base for fishing chair
 Extra tackle box
 Fishing chair, base & pole
 Hydraulic steering
 Jack plate
 Jump seat backrests (2)
 Leaning post w/ 72 qt cooler (exchange for flip-flop seat)
 Matrix depth/fish finder
 Pedestal seats (exchange for flip-flop seat)
 Pop-up cleats
 Spreader lights for T-top
 Sprayshield for T-top
 Swim platform & ladder
 T-Top



T-Top electronics box
 Tackle box (extra)
 Tournament package: SST through-hull fittings, steering knob, tilt steering, compass, lighted live well
Factory installed with MERCURY
7.0 CVT The Power
 Trim tabs
 Tunnel hull





160

180

200



SPECIFICATIONS

Centerline	16'2"
Beam	7'4"
Deadrise	10 degrees
Draft	10"
Fuel Capacity	32 gallons
Maximum Capacity ...	4 people/600 lbs
Maximum hp	80 hp
Weight	1,050 lbs

STANDARD EQUIPMENT


- Aerated lighted live well - 33 gallons
- Aluminum dash panel w/full instrumentation
- Automatic 500 gph bilge pump
- Bench seat w/cushion
- Colored hulls: Arctic White, Fighting Lady Yellow, Caroline Blue, or Sea Foam Green
- Dry storage boxes
- Electric trim tabs
- Forward casting platform
- Fuel/water separator
- Gunwale rod storage

Horn

- Navigation lights
 - No-feedback steering
 - Non-skid deck surface
 - Plug-in bow light
 - Self-bailing cockpit
 - SST pop-up cleats
 - SST rub rails
 - SST steering wheel w/knob
 - SST through-hull fittings
 - Tilt steering
- ## OPTIONAL EQUIPMENT
- 12 volt receptacle on console
 - AM/FM JVC cassette or CD player
 - Battery switch
 - Compass

Extra base for fishing chair

- Fishing chair, base & pole
- Hydraulic steering
- Jack plate
- Matrix depth/fish finder
- Poling platform
- Push pole cleats
- Raw water washdown
- Removable bench seat backrest
- Trim tabs
- Trolling motor plug
- Windscreen



Factory installed with
MERCURY
11 On The Water



180 flats fox

www.seafoxboats.com

SPECIFICATIONS

Centerline	18'8"
Beam	8'2"
Deadrise	11 degrees
Draft	10"
Fuel Capacity	32 gallons
Maximum Capacity	4 people/600 lbs
Maximum hp	175 hp
Weight	1,250 lbs

STANDARD EQUIPMENT


Aerated lighted live wells (forward/aft) - 33 gallons each
Aluminum dash panel w/full instrumentation
Automatic 500 gph bilge pump
Bench seat w/cushion
Colored hulls: Arctic White, Carolina Blue, Fighting Lady Yellow or Sea Foam Green
Dry storage boxes
Electric trim tabs
Forward casting platform
Fuel/water separator

Gunwale rod storage
Horn
Navigation lights
No-feedback steering
Non-skid deck surfaces
Plug-in bow light
Self-bailing cockpit
SST pop-up cleats
SST rub rails
SST steering wheel w/knob
SST through-hull fittings
Tilt steering

OPTIONAL EQUIPMENT

12 volt receptacle on console
AM/FM JVC cassette or CD player
Battery switch

Bow lifting ring
Compass
Extra base for fishing chair
Fishing chair, base & pole
Hydraulic steering
Jack plate
Matrix depth/fish finder
Poling platform
Push pole cleats
Raw water washdown
Removable bench seat backrest
Trim tabs
Trolling motor plug
Windscreen



Factory installed with
MERCURY
"I'm On The Water"



SPECIFICATIONS

Centerline20'1"

Beam8'2"

Deadrise11 degrees

Draft11"

Fuel Capacity.....49 gallons

Maximum Capacity ..5 people/1,050 lbs

Maximum hp.....200 hp

Weight1,400 lbs

STANDARD EQUIPMENT


- 48 qt removable cooler
- Aerated lighted live wells (forward/aft) - 33 gallons each
- Aluminum dash panel w/full instrumentation
- Anchor locker
- Automatic 900 gph bilge pump
- Bench seat w/cushion
- Colored hull: Arctic White, Carolina Blue, Fighting Lady Yellow or Sea Foam Green
- Dry storage boxes
- Electric trim tabs
- Forward casting platform

- Fuel/water separator
- Gunwale rod storage
- Horn
- Navigation lights
- No-feedback steering
- Non-skid deck surface
- Plug in bow light
- Self-bailing cockpit
- SST hardware
- SST pop-up cleats
- SST rub rail
- SST steering wheel w/knob
- SST through-hull fittings
- Tilt steering

OPTIONAL EQUIPMENT

- 12 volt receptacle on console

- AM/FM JVC cassette or CD player
- Battery switch
- Bow lifting ring
- Compass
- Extra base for fishing chair
- Fishing chair, base & pole
- Hydraulic steering
- Jack plate
- Matrix depth/fish finder
- Poling platform
- Push pole cleats
- Raw water washdown
- Removable bench seat backrest
- Trim tabs
- Trolling motor plug
- Windscreen



Factory installed with
MERCURY
"I On The Water"



SEAFox WALK AROUNDS





210

230

257



210 walk around

www.seafoxboats.com

SPECIFICATIONS

Centerline.....	21'
Beam	8'6"
Deadrise	18 degrees
Draft	15"
Fuel Capacity	113 gallons
Maximum Capacity ..	8 people/1,200 lbs
Maximum hp.....	200 hp
Weight	2,500 lbs

STANDARD EQUIPMENT

Aerated live well - 25 gallons
Automatic 500 gph bilge pump
Coaming pads
Custom cabin cushions
Electric trim tabs
Euro-transom wideoar & ladder
Fish boxes (2)
Fuel/water separator
Horn
Jump seats
Large cabin hatch & 2 port lights
Lockable cabin door
Navigation lights
No feedback steering
Non-skid deck surface
Pedestal seats
Portable head

Raw water washdown
Removable cabin table
Rod boxes
Self-bailing cockpit
SST rod holders
SST rub rail
SST through-bolts rails
Wrap-around windshield
OPTIONAL EQUIPMENT
12 volt receptacle on console
AM/FM JVC cassette or CD Player
Battery switch
Bimini top
Compass
Electronics box for hard top
Extra live well - 25 gallons
Fresh water washdown w/
12 gallon tank

Galley unit w/sink, water
& stove
Hard top wispreader lights
Hydraulic steering
Jump seat cushions
Matrix depthfish finder
Pop-up closets
Rear bench seat w/coaming pad
Side & aft curtains w/
windshield connector
for bimini or hard top
Tournament package: steering
knob, tilt steering, SST
through-hull fittings,
compass, lighted live well



Factory installed with
MERCURY
"1 On The Water"



SPECIFICATIONS

Centerline.....	23'
Beam.....	8'6"
Deadrise.....	18 degrees
Draft.....	15"
Fuel Capacity.....	120 gallons
Maximum Capacity ..	8 people/1,200 lbs
Maximum hp.....	250 hp
Weight.....	2,700 lbs

STANDARD EQUIPMENT

Aerated live well - 25 gallons
 Automatic 900 gph bilge pump
 Coaming pads
 Custom cabin cushions
 Drink holders
 Electric trim tabs
 Euro-transom w/door & ladder
 Fish boxes (2)
 Fresh water washdown
 Fuel/water separator
 Galley unit w/sink, water & stove
 Horn
 Jump seats
 Large cabin hatch & 2 port lights
 Lockable cabin door
 Navigation lights

No-feedback steering

Non-skid deck surface
 Pedestal seats
 Portable head
 Raw water washdown
 Removable cabin table
 Rod boxes
 Self-bailing cockpit
 SST rod holders
 SST rub rail
 SST through bolted rails
OPTIONAL EQUIPMENT
 12 volt receptacle on console
 AM/FM JVC cassette or CD Player
 Battery switch
 Bimini top
 Compass

Electronics box for hard top

Extra live well - 25 gallons
 Hard top w/wisprender lights
 Hydraulic steering
 Jump seat cushions
 Matrix depth/fish finder
 Pop-up cleats
 Rear bench seat w/coaming pad
 Side & aft curtains w/
 windshield connector
 for hard top or T-top
 Tilt steering
 Tournament package: steering
 knob, tilt steering, SST
 through-hull fittings,
 compass, lighted live well



Factory installed with
MERCURY
14 On The Water



257 walk around

SPECIFICATIONS

Centerline	25'7"
Beam	8'6"
Deadrise	20 degrees
Draft	17"
Fuel Capacity	150 gallons
Maximum Capacity ..	10 people/1,500 lbs
Maximum hp	400 hp
Water	15 gallons
Weight	4,300 lbs

Factory installed with

MERCURY
"1 On The Water"

Cuddy Cabin Interior



Optional Hard Top w/Spreaders Lights





STANDARD EQUIPMENT

- Aerated live well - 50 gallons
- Automatic 900 gph bilge pump
- Coaming pads
- Compass
- Curved windshield w/adjustable vent
- Custom cabin cushions
- Euro-transom w/cockpit door & ladder
- Fresh water washdown w/12 gallon tank
- Fuel/water separator
- Galley unit w/sink, stove & fresh water
- Horn
- Hydraulic steering
- Jump seats
- Large cabin door
- Marine head w/holding tank
- Navigation lights
- No-feedback steering
- Non-skid deck surface
- Pedestal seats
- Privacy curtain in cabin
- Raw water washdown
- Recessed electric trim tabs
- Removable/insulated fish boxes in floor (2)
- Rod boxes
- Self-bailing cockpit
- SST bow rail
- SST cleats
- SST rub rail
- SST through bolted rails
- Swim platform ladder

OPTIONAL EQUIPMENT

- 12 volt receptacle on console
- AM/FM JVC cassette or CD player
- Battery switch
- Bimini top
- Electronics box for hard top
- Hard top w/spreader lights
- Jump seat cushions
- Matrix fish/depth finder
- Pop-up cleats
- Rear bench seat w/coaming pad
- Side & aft curtains w/windshield connector for hard top or T-top
- Tilt steering
- Tournament package: steering knob, tilt steering, SST through-hull fittings, compass, lighted live well





Optional JVC AM/FM CD player



Standard Raw & Fresh Water Washdowns



Optional Aerated Lighted Live Well (Tournament Package)



Optional Pop-Cleats



SEAFOX DUAL CONSOLES

www.seafoxboats.com



186

206



SPECIFICATIONS

Centerline 18'5"
 Beam 7'3"
 Deadrise 19 degrees
 Draft 11.5"
 Fuel Capacity..... 40 gallons
 Maximum Capacity 6 people/950 lbs
 Maximum hp..... 135 hp
 Weight 1,600 lbs

STANDARD EQUIPMENT

- Aerated live well - 5 gallons
- Aluminum dash panel w/full instrumentation
- AM/FM cassette stereo
- Automatic 500 gph bilge pump
- Bow seating w/cushion
- Bow storage compartment
- Captain's chair at helm
- Cooler in portside console
- Curved walk-through windshield
- Fuel/water separator
- Horn
- Jump seats

- Lounge seat on passenger side
 - Navigation lights
 - No-feedback steering
 - Non-skid deck surface
 - Self-bailing cockpit
 - SST cleats
 - SST grab handles
 - SST rub rail
 - SST through-bolted rails
 - Swim platform w/ladder
- OPTIONAL EQUIPMENT**
- 12 volt receptacle on console
 - AM/FM CD Player (JVC)
 - Battery switch

- Bimini top
- Bimini top w/full canvas
- Bow cover & walk-through flap
- Bow sundeck cushion & filler board
- Captain's chairs (2) (exchange for lounge seat)
- Electric trim tabs
- Fishing chair, base & pole
- Hydraulic steering
- Matrix depth/fish finder
- Plug in bow light
- Pop up cleats
- Raw water washdown
- Rod box on starboard side



- Tilt steering
- Tournament package: steering knob, tilt steering, SST through-hull fittings, lighted live well, compass
- Trolling motor plug

Factory installed with
MERCURY
is On The Water



206 dual console

www.seafoxboats.com

SPECIFICATIONS

Centerline	20'2"
Beam	8'6"
Deadrise	21 degrees
Draft	13.5"
Fuel Capacity.....	58 gallons
Maximum Capacity ..	8 people/1,200 lbs
Maximum hp.....	200 hp
Weight	2,050 lbs

STANDARD EQUIPMENT

Aerated live well - 19 gallons
Aluminum dash panel w/full instrumentation
AM/FM cassette stereo
Automatic 900 gph bilge pump
Bow seating w/cushions
Bow storage compartment
Captain's chair at helm
Cooler in portside console
Curved walk-through windshield
Fuel/water separator
Glove box in portside console
Horn
Jump seats
Lounge seat on passenger side
Navigation lights

No-feedback steering

Non-skid deck surface
Red storage
Self-bailing cockpit
SST cleats
SST grab handles
SST rub rail
SST through bolted rails
Swim platform w/ladder
OPTIONAL EQUIPMENT
12 volt receptacle on console
AM/FM CD Player (JVC)
Battery switch
Bimini top
Bimini top w/full canvas
Bow cover & walk-through flap
Bow sundeck cushion &

filler board
Captain's chairs (2) (exchange for lounge seat)
Electric trim tabs
Fishing chair, base & pole
Hydraulic steering
Matrix depth/fish finder
Plug-in bow light
Pop-up cleats
Raw water washdown
Rod box on starboard side
Tilt steering
Tournament package: steering knob, tilt steering, SST through-hull fittings, compass, lighted live well
Trolling motor plug



Factory installed with
MERCURY
"I On The Water"





211

212



21' deck boat

www.seafoxboats.com

SPECIFICATIONS


Centerline.....	21'
Beam.....	8'6"
Deadrise.....	16 degrees
Draft.....	15"
Fuel Capacity.....	45 gallons
Maximum Capacity..	10 people/1,500 lbs
Maximum hp.....	225 hp
Weight.....	2,200 lbs

STANDARD EQUIPMENT

- Acrylic dash panel w/full instrumentation
- Aft bimini top
- AM/FM cassette stereo
- Anchor box
- Automatic 900 gph bilge pump
- Courtesy lights in cockpit
- Curved windscreen
- Fresh water shower spray head
- Fuel/water separator
- Galley sink w/pressurized fresh water - 12 gallons
- Galley storage
- Head enclosure
- Ice chest (bow)
- Ice chest well in galley
- Kneeboard storage
- Navigation lights
- Non-skid deck surface
- Pop-up cleats
- Recessed hand rails
- Self-bailing cockpit
- Side console w/windscreen
- Ski rope storage
- Stern & bow boarding ladders
- Storage area for refuse in galley
- V-hull

OPTIONAL EQUIPMENT

- Battery switch
- Camper canvas w/1 bimini
- Camper canvas w/2 biminis
- Cockpit cover
- Color options: Aztec Yellow, Cobalt Blue, Fitch Black & Ruby Red
- Compass
- Depth/fish finder
- Docking lights
- Forward bimini top
- Hydraulic steering
- Mooring cover
- Porta potti in head
- Removable cockpit table
- Ski tow bar
- Snap-in marine carpeting
- Upgrade package: deluxe Italian steering wheel, JVC CD/stereo, in-dash depth finder, docking lights, compass



FISH/SKI PACKAGE OPTION

- Aerated live well in bow
- Removable ski pole
- SST rod holders in bow (2)
- Fish chairs, base & pole in bow (2)

Factory installed with
MERCURY
10 On The Water



SPECIFICATIONS

Centerline.....	21'
Beam.....	8'6"
Deadrise.....	16 degrees
Draft.....	15"
Fuel Capacity.....	45 gallons
Maximum Capacity..	10 people/1,500 lbs
Maximum hp.....	225 hp
Weight.....	2,200 lbs

STANDARD EQUIPMENT

Acrylic dash panel w/full instrumentation
Aft bimini top
AM/FM cassette stereo
Anchor box
Automatic 500 gph bilge pump
Courtesy lights in cockpit
Fresh water shower spray head
Fuel/water separator
Full walk-through windshield
Galley sink w/pressurized fresh water - 12 gallons
Galley storage
Head enclosure
Ice chest (bow)
Ice chest wail in galley

Kneboard storage
Navigation lights
Non-skid deck surface
Pop-up cleats
Recessed hand rails
Self-bailing cockpit
Ski rope storage
Stem & bow boarding ladders
Storage area for refuse in galley
V-hull

OPTIONAL EQUIPMENT

Battery switch
Bow cover
Camper canvas w/1 bimini
Camper canvas w/2 biminis
Cockpit cover
Color options: Arctic Yellow, Cobalt Blue, Pitch Black & Ruby Red
Compass
Depthfish finder
Docking lights
Forward bimini top
Hydraulic steering
Mooring cover
Porta potti in head
Removable cockpit table
Ski tow bar
Snap-in marine carpeting
Upgrade package: deluxe Italian steering wheel, JVC CD/stereo, in-dash depth finder, docking lights, compass



FISH/SKI PACKAGE OPTION

Aerated live well in bow
Removable ski pole
SST rod holders in bow (2)
Fish chair, base & pole in bow (2)
Two tray tackle box

Factory installed with
MERCURY
"1 On The Water"





Team
SEA FOX[®]

sponsored by





Ed Renken and Ryan Balderson accept the third place trophy and check for the South Carolina Governor's Cup Bohicket Marina Invitational Billfish Tournament



Ed Renken, Executive Vice President

Eddie Langeland, Captain

Jeff DeBar, Director of Sales and Marketing

Ryan Balderson, Sales Manager

Brack Hahn, Customer Service Manager

Jay MacMurphy, Tooling Manager

Mac McCullough, Lamination Manager

Farrah Balderson, Female Angler



2004 SEAFOX MERCHANDISE



A. Port Authority™ -
Long Sleeve Ottoman Shirt 'S623 Size: XS-4XL.
Colors: stone, classic navy, white **\$35**

B. Port Authority™ Signature-
Ladies Rapid Dry Sport Shirt 'L455
Sizes: XS-XL, 1X-2X. Colors: classic navy,
white, royal, jet black, light blue,
dandelion, red **\$28⁹⁵**

C. Port Authority™ -
Ladies 3/4 V-neck Tee 'L341V
Sizes: XS-XL, 1X-2X. Colors: black,
light blue, light pink, lilac, faded blue,
white, banana **\$21⁹⁵**

D. Port Authority™ -
Ladies Long Sleeve Ottoman Shirt 'L623
Size: XS-XL, 1X-2X. Colors: lavender, stone,
light pink, classic navy, white **\$35**

E. Tri-Mountain Windbreaker '2100
Men's sizes: S, M, L, XL, 2XL-6XL, LT, XLT, 2XLT-6XLT
Colors: imperial blue:navy; black:black;
bronze:black; red:black; navy:navy;
forest green:black **\$85**

F. Fahrenheit Cap '508
Fabric back strap w/finished brass buckle.
Colors: white, simply red, mocha, light olive,
indigo, navy, dark grey, black **\$14⁹⁵**

G. UniFit Visor '512
Uni-fit stretch cotton twill. Colors: white,
natural, khaki, light grey, dark grey,
red, sky blue, navy, black **\$10⁹⁵**


H. Columbia Bonehead Short-Sleeve
Fishing Shirt 'C7130
Sizes: M, L, XL, 2XL. Colors: white,
fossil, whitecap, crawfish **\$65**

I. Port Authority™ Signature -
Rapid Dry Sport Shirt 'K455
Size: XS-4XL. Colors: light blue, dandelion,
jet black, white, red, royal, classic navy **\$28⁹⁵**

J. Team Sea Fox T-shirt
Gildan Ultra Cotton Heavy Weight Pocket
T-shirt. Size: M, L, XL, 2XL. **\$14⁹⁵**



T-shirt Back



J.

To order Sea Fox merchandise, call
843-216-6699

Show Offs
PRODUCTS FOR RECOGNITION
857 Houston Northcutt Boulevard
Mount Pleasant, South Carolina 29464

SEAFOX STANDARD & OPTIONAL



Lockable Rod Boxes (2)
Std 287CC/205BF/225BF/245BF



Walk-through Windshield
Std 186DC/206DC/212DB



Walk Around Caddy Cabin
Std 210WA/230WA/257WA



Dual Console Jump Seats
Std 186DC/206DC



Opt Gel Coat
Fighting Lady Yellow



Poling Platform
Opt 160FF/180FF/200FF



Pop-Up Cleats
Std 2110B/212DB
Opt on all models



Porta Potti
Std 197CC/210CC/217CC
230CC/237CC/257CC
287CC/2110B/212DB
Opt 210WA/230WA
2110B/212DB



Galley Storage
Std 2110B/212DB



Leaning Post/Back Rest/
Removable Cooler
Opt 197CC/210CC
230CC/195BF/205BF
225BF/245BF
Std 217CC/237CC
257CC/287CC



5 Position Flip-Flop Seat
w/Removable Cooler
Std 205BF/225BF/245BF



48 Quart Removable Cooler
Std 212DB



Tilt Steering Wheel w/Knob
Std 160FF/180FF/200FF; Opt on Center Consoles,
Bay Fishers, Dual Consoles & Walk Arouns



Swim Ladder
Std 210CC/217CC/230CC
237CC/257CC/287CC/210WA/230WA/257WA/2110B/212DB


FEATURES



Aerated Lighted Live Well
Std on Flats Boats; Opt on Center Consoles, Bay Fishers, Walk Arouds, Dual Consoles



Opt Gel Coat
Sea Foam Green



Swim Platform
Std 217CC/237CC/186DC/208DC
Opt 172CC/197CC/185BF/195BF/205BF/225BF/245BF



Fish Chair Assembly
Opt on Center Consoles, Bay Fishers, Flats Boats, Dual Consoles, Deck Boats



JVC CD/AM/FM Stereo
Opt on Center Consoles, Bay Fishers, Walk Arouds, Flats Boats, Dual Consoles, Deck Boats



Spreader Lights
Std w/hard top
Opt on any T-top



Walk Around Hard Top w/Full Enclosure
Opt on Walk Arouds



Raw Water Washdown
Std 210CC/217CC/230CC
237CC/257CC/287CC/245BF
210WA/230WA/257WA
Opt 172CC/197CC/185BF
195BF/205BF/225BF/190FF
190FF/200FF/185DC/205DC
Fresh Water Washdown
Std 257CC/287CC/230WA
257WA
Opt 210CC/217CC/230CC
237CC/210WA



Opt Gel Coat
Carolina Blue



Gull Wing Sprayshield
Opt 210CC/217CC/230CC/237CC/257CC/287CC
w/all T-tops



2550 Highway 52 Moncks Corner South Carolina 29461-5024 843.761.6090 t 843.761.6139 f www.seafoxboats.com

Due to Sea Fox's ongoing commitment to research and product development, we reserve the right to change features, specifications and/or prices without prior notification. Check with your Sea Fox dealer for complete information. Some photos shown show optional equipment. Specifications and measurements are approximate.