

SEAFOX
CELEBRATING TWENTY-FIVE YEARS

25

1995-2020



Ready for your next adventure.



CONTENTS

About

The all new Sea Fox	07
---------------------	----

Manufacturing

Experience	08
------------	----

Center Consoles

Commander Series	13
368	15
328	17
288	19
266	21
248	23
228	25
206	27
186	29

Bay Boats

Viper Series	31
240	33
220	35
200	37
180	39

Side Console

249 Avenger	43
-------------	----

Dual Console

226 Traveler	46
--------------	----

Details

Options	48
Upholstery	50
Seating	52
Sea Fox Top Ten	58





Get out there.



Sea Fox Boat Company began with a clear governing philosophy at heart to develop and build quality hand-crafted saltwater boats that offer the best amenities, features, styling, performance and function. While a lot has changed in the materials and the methods of building boats during the past few decades, we here at Sea Fox remain committed to our passion and purpose: offering our customers the finest boats for the fairest price.

Today Sea Fox has grown to become one of the top tier manufacturers of saltwater boats offering you a full line of diverse boat designs including center consoles, bay boats, side consoles and dual consoles. All are paired with Yamaha outboard power, along with a multitude of leading edge technologies and innovative features that are unmatched in the industry. We share your love for moments spent on the water with friends and family, which is why every Sea Fox boat model offers a unique blend of fishing/family friendly options perfectly matched to your specific boating passion.

We stand behind our boats with one of the best warranties in the industry with our Lifetime Hull Warranty. Whether you enjoy inshore or offshore fishing, cruising or wake boarding, tubing or exploring by water, Sea Fox has the right boat model to exceed your expectations.

TWENTY FIVE YEARS OF EXPERIENCE

and counting...

FACILITY

Located in Moncks Corner, South Carolina is our 140,000 square-foot manufacturing facility, which includes our own in-house metal fabrication shop, interior/upholstery shop and a three-axis router milling department.

RESEARCH & DEVELOPMENT

Sea Fox continuously strives to improve upon our existing designs, with real world testing and experimentation. All of our hulls are designed by a renowned naval architect and our plugs are then precision cut with a five-axis router. We continually make an effort to improve production while lowering costs by finding ways to implement the latest technologies and CAD design.

QUALITY CONTROL

Sea Fox has strict quality control check points throughout the build process, starting in lamination, hull and deck rigging, hull and deck capping and final inspection to ensure each boat meets both ABYC and Coast Guard requirements. Complete electrical, water and fuel pressure testing is done on every Sea Fox before leaving the factory.

STRINGERS

Each Sea Fox model has a completely sealed stringer system custom made for maximum strength and floatation. All stringers are professionally designed with CAD software and built with closed cell foam for a sealed system and added floatation.

FABRICATION

Sea Fox uses the best raw materials in the industry today with vinylester barrier coats applied on every hull and deck to ensure gelcoat longevity for a lifetime of use. All Sea Fox models are hand laid with a 36/10 ounce fiberglass in the hull for a solid feel and ride. Stringers are custom made for each boat offering a completely sealed foam stringer system for added strength and floatation. All decks are completely cored with a high density foam composite offering stronger properties than resin based bonding agents. Once the bonding agent cures, the deck and hull are chemically bonded together for superior strength.

UPHOLSTERY

We use premium marine grade 30-ounce vinyls on all of our models for strength and durability. Sea Fox beats the competition by exclusively offering Permaguard superior stain resistance on all of our vinyls. This provides unequaled resistance to scratches, scuffs, stains and abrasions for long term and trouble free performance. Our foams are some of the thickest in the industry, just take the “knee test” and simply lean your knee into the center of the cushion and then do the same to a competitor’s. You will be amazed at the Sea Fox difference!

ULTIMA HARD TOP

Our styling and smooth lines are only the beginning of what our hard tops have to offer. All Ultima hard tops come standard with an upgraded stereo system and premium speakers, LED spreader lights forward and aft, and not one, but two electronics boxes with acrylic doors.

WALK-THROUGH TRANSOM

To make boarding much easier and safer, Sea Fox provides the walk-through transom standard on our 228 Commander and larger models. This feature can also be helpful with all watersports and even when fishing.

GELCOAT

Each model gets sprayed with a premium isophthalic gelcoat—20 millimeters thick—for a great and long lasting finish.

MOLD MAINTENANCE

To achieve an excellent finished product Sea Fox starts at the beginning. Every Sea Fox mold is inspected by a full time mold maintenance crew after each use; and then cleaned, prepped and waxed before being used again.

CAROLINA FLARE

The pronounced Carolina Flare and downward facing outside chine on all Sea Fox models provides a dry ride in all conditions, as it was designed to roll water down and away from the boat.

NO WOOD-NO ROT

Sea Fox constructs all of our boats 100% composite and wood free for the longest life and integrity. There is no better peace of mind when you are on the water.

**Built for fishing,
designed for comfort.**





COMMANDER CENTER CONSOLES

Keeping the family value in mind, Sea Fox Commander center consoles are intelligently designed by anglers for anglers. With comfortable and accommodating bow seating forward of the console we have designed this area to be ideal for family cruising and entertaining.

The smart design consoles boast automotive style ergonomics paying close attention to every detail; even our smallest models are certain to exceed every captain's expectations. Fish boxes are conveniently mounted in the floor for easy access (where they should be). The rear of each cockpit can comfortably seat adults, whether it be with flip-down jump seats or a rear folding bench seat, to maximize fishing space.

The Sea Fox Commander line offers all of the amenities you would expect from a professional fishing vessel and then we pair each model generously with family-friendly comforts. Every model has at least one conveniently located live well that will hold more than enough baitfish for a full day of fishing.

368
COMMANDER

328
COMMANDER

288
COMMANDER

268
COMMANDER

248
COMMANDER

228
COMMANDER

206
COMMANDER

186
COMMANDER



center console

368 COMMANDER

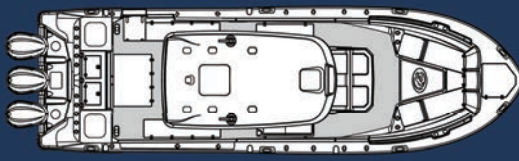
The all new 368 Commander is the new flagship of the Sea Fox family. At 36' LOA and 11' beam, the 368 Commander has a sharp 23 degree deadrise to handle the roughest water conditions. The 3" composite transom can hold either triple Yamaha F300 or twin F425's. The hull is made from an infused lamination process and the first of its kind in the Sea Fox line up. The foam filled stringer mold is a beast with massive bonding points throughout the hull to ensure a solid ride in any weather condition.

Like all Sea Fox boats, the 368 is designed for comfort in the bow area with its extended multi-person front of console lounge and has multi-dimensional cushions for ultimate comfort. The cockpit is a serious fisherman's dream boasting twin 45 gallon aquarium live-wells that are also pressurized – 0% air, 100% water. Four in the floor fish holds and two large refrigerator/freezer storage facilities located across the transom wall to keep bait, food and drinks at any temperature desired. Triple helm seats sit high for all around viewing and a full glass enclosure keeps the crew dry in all weather conditions.



368 COMMANDER

- CENTERLINE LENGTH 36'
- BEAM 11'
- BRIDGE CLEARANCE 127.5"
- DRY WEIGHT 13,982 lb
- MAXIMUM WEIGHT 20,655 lb
- DEADRISE 23 degrees
- DRAFT (hull) 27.5"
- FUEL CAPACITY 382 gal
- PERSONS CAPACITY Yacht Certified
- TOTAL CAPACITY Yacht Certified
- MAXIMUM HORSEPOWER 1,200 hp
- STANDARD SEATING Fiberglass helm pod w/3 deluxe fiberglass-backed bucket seats w/flip armrests, 65-qt premium cooler w/mechanical slide & sink w/shower/faucet.
- TRANSOM 38"





center console

328 COMMANDER

328 COMMANDER

Although she's designed with an eye for style and an emphasis on luxury — highlighted by bow seating with individual curved backrests, cozy sleeping quarters below deck, extensive LED accent lighting, a gracefully curved glass windshield, and top-shelf upholstery — the 328 Commander is a fishing machine at her core. In addition to her full-featured tackle and bait station, she boasts a 55-gallon pressurized, lighted transom live well with a clear lid; another 35-gallon lighted well with an aquarium wall in her port corner; four massive, overboard-draining fishboxes; 36 total rod holders plus extensive rod storage; smart touches like storage compartments forward and aft for five-gallon buckets; available Taco Grand Slam outriggers; and a standard anchor windlass with helm controls for effortlessly setting up on that grouper spot.

The ultimate combination of performance, luxury, and fishability, the 328 Commander represents the culmination of everything we've learned over 20 years of constantly refining our designs, construction, and rigging.

CENTERLINE LENGTH 32'

BEAM 10' 8"

BRIDGE CLEARANCE 115"

DRY WEIGHT 8,975 lb

MAXIMUM WEIGHT 14,001 lb

DEADRISE 22.5 degrees

DRAFT (hull) 24"

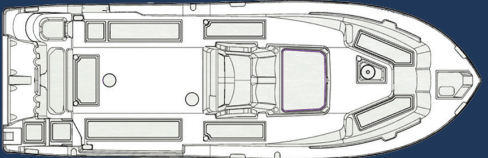
FUEL CAPACITY 313 gal

PERSONS CAPACITY Yacht Certified

TOTAL CAPACITY Yacht Certified

MAXIMUM HORSEPOWER 700 hp

STANDARD SEATING Fiberglass helm pod w/3 deluxe fiberglass-backed bucket seats w/flip armrests, 65-qt premium cooler & rigging station
TRANSOM 35"





center console

288 COMMANDER

A pedigreed fishing machine, the 288 Commander combines popular features found on our 328 Commander with a carefully redesigned layout and console. Adding in popular features like the aquarium view livewell, new bow table design with integrated casting platform and a new curved lounge design. The result is a refined, capable offshore platform with more than a touch of style.

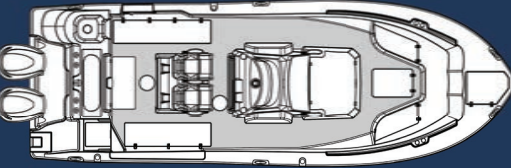
Forward of the console, the 288 is all diamond-stitched luxury. Twin high-back loungers with ergonomically curved seating in front of the console that conceal a 75-gallon dry storage box, while a pair of aft-facing, curved-back loungers are built into the bow. Adding our new bow table design with integrated casting platform and a filler cushion, the bow area can be converted into either a full-width lounge, dining area or casting platform.

For long days on the water — or at the sandbar — the step-down console hides a comfort station with head, sink, and portlight, while a 26-gallon freshwater tank makes for refreshing on-deck showers and easy tackle cleanup at the end of the day.



288 COMMANDER

- CENTERLINE LENGTH 28'
- BEAM 9' 8"
- BRIDGE CLEARANCE 100"
- DRY WEIGHT 6,000 lb
- MAXIMUM WEIGHT 9,240 lb
- DEADRISE 18 degrees
- DRAFT (hull) 18"
- FUEL CAPACITY 185 gal
- PERSONS CAPACITY Yacht Certified
- TOTAL CAPACITY Yacht Certified
- MAXIMUM HORSEPOWER 600 hp
- STANDARD SEATING Fiberglass helm pod w/ deluxe fiberglass-backed bucket seats, 65-qt premium cooler & rigging station
- TRANSOM 30"





center console

268 COMMANDER

The 268 Commander is right in the sweet spot between smaller, single-engine boats and larger, less easily trailered rigs. She's big enough to fish the blue water even in less-than-perfect conditions, but small enough to tow easily — even for long distances.

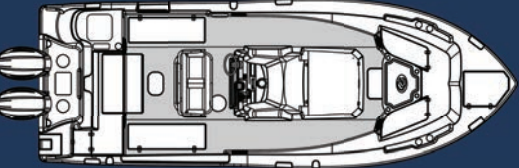
Similarly, she's small enough to deliver exciting performance with a single outboard, yet big enough to comfortably accommodate twins. Twin Yamaha F150s or F200s offer power and redundancy, while a single F300 or F350 means lower initial cost and maintenance savings.

Like all Commanders, the 268 is a full-featured fishing platform that also offers comfortable and stylish seating and amenities forward of the console. In the cockpit, she features an impressive 30-gallon aquarium baitwell with a dip-net storage compartment, two overboard-draining fish boxes, a side entry door for easy cockpit access and ample rod holders. A large aft bench seat that also lifts up for spacious bilge access provides plenty of cockpit seating. Forward, a generous console lounge provides comfortable seating and offers a 7-cf. storage tub below. With an aggressive entry, flared bow, and 20-degree deadrise, the 268 can get you to the fishing grounds fast and dry. Plus with 140 gallons of fuel — translating to a cruising range in excess of 300 miles — she'll get you home safely too.



268 COMMANDER

- CENTERLINE LENGTH 26'
- BEAM 9' 3"
- BRIDGE CLEARANCE 102"
- DRY WEIGHT 4,496 lb
- MAXIMUM WEIGHT 7,372 lb
- DEADRISE 20 degrees
- DRAFT (hull) 16"
- FUEL CAPACITY 140 gal
- PERSONS CAPACITY Yacht Certified
- TOTAL CAPACITY Yacht Certified
- MAXIMUM HORSEPOWER 400 hp
- STANDARD SEATING Leaning post w/ backrest & flip-up bolsters w/65-qt Yeti Tundra cooler (2 legged)
- TRANSOM 30"





center console

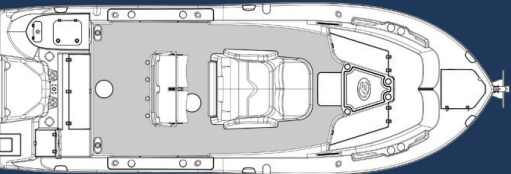
248 COMMANDER

The Sea Fox 248 Commander boasts a redesigned layout and console that draws in many of the popular features found on our larger Commander models. New additions include our popular aquarium view livewell, flip-out bow backrests and new bow table design. The result is a refined, capable offshore platform with more than a touch of style.



248 COMMANDER

- CENTERLINE LENGTH 24' 4"
- BEAM 8' 6"
- BRIDGE CLEARANCE 99"
- DRY WEIGHT 3,400 lb
- MAXIMUM WEIGHT 5,260 lb
- DEADRISE 18 degrees
- DRAFT (hull) 14"
- FUEL CAPACITY 117 gal
- PERSONS CAPACITY 10 People
- TOTAL CAPACITY 1,500 lb
- MAXIMUM HORSEPOWER 300 hp
- STANDARD SEATING *Leaning post w/ flip-up bolsters (2 legged)*
- TRANSOM 25"





center console

228 COMMANDER

Like all Sea Fox models the new 228 Commander is designed to exceed the needs of the most demanding captain, as well as accommodate his family. As fisherman and boating enthusiasts we believe it is important to provide all of the necessities for the serious fisherman, but then go further and design family-friendly amenities into each model to truly offer a distinctive and versatile vessel.

228 COMMANDER

CENTERLINE LENGTH 22' 4"

BEAM 8' 6"

BRIDGE CLEARANCE 99"

DRY WEIGHT 2,700 lb

MAXIMUM WEIGHT 4,441 lb

DEADRISE 18 degrees

DRAFT (hull) 14"

FUEL CAPACITY 90 gal

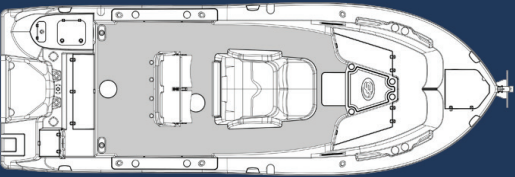
PERSONS CAPACITY 8 People

TOTAL CAPACITY 1,200 lb

MAXIMUM HORSEPOWER 250 hp

STANDARD SEATING *Leaning post w/
flip-up bolsters (2 legged)*

TRANSOM 25"





[center console](#)

206 COMMANDER

Introducing the Sea Fox 206 Commander, a 20-footer that's built with the same characteristics and comforts that you would find in the rest of the Commander line as well as a few features usually only seen on the bigger boats.

This 20-footer provides the ultimate on water performance, designed for anglers of any skill level or age. The 206 comes packed with family friendly amenities like the Sea Fox signature scalloped curved bow seating, cushioned seat with backrest forward of the console, SeaStar hydraulic & tilt steering and the standard 20-gallon livewell and flip-up rear seating.

– The 206 Commander will make any day on the water a day to remember.

206 COMMANDER

CENTERLINE LENGTH 20' 4"

BEAM 8' 1"

BRIDGE CLEARANCE 85"

DRY WEIGHT 2,500 lb

MAXIMUM WEIGHT 3,828 lb

DEADRISE 18 degrees

DRAFT (hull) 14"

FUEL CAPACITY 76 gal

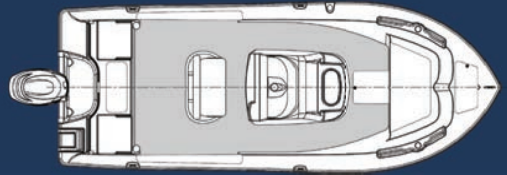
PERSONS CAPACITY 7 People

TOTAL CAPACITY 1,000 lb

MAXIMUM HORSEPOWER 175 hp

STANDARD SEATING *Leaning post w/backrest & flip-up bolsters (2 legged)*

TRANSOM 25"





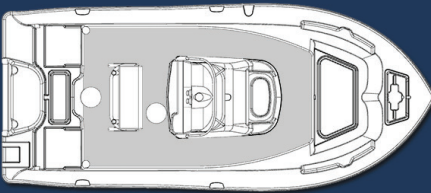
center console

186 COMMANDER

This 186 Commander boasts the same quality design and engineering as the rest of the Sea Fox Commander line, yet all squeezed into an 18-foot package that rides like a much larger vessel. The 186 Commander is the perfect compliment to a new-boat owner, a seasoned fisherman or a day on the water with the family.

186 COMMANDER

- CENTERLINE LENGTH 18' 4"
- BEAM 8'
- BRIDGE CLEARANCE 85"
- DRY WEIGHT 2,200 lb
- MAXIMUM WEIGHT 3,382 lb
- DEADRISE 18 degrees
- DRAFT (hull) 14"
- FUEL CAPACITY 52 gal
- PERSONS CAPACITY 7 People
- TOTAL CAPACITY 900 lb
- MAXIMUM HORSEPOWER 150 hp
- STANDARD SEATING *Leaning post w/backrest*
(2 legged)
- TRANSOM 25"





VIPER BAY BOATS

With wide and shallow hulls presenting the prominent Carolina Flare that Sea Fox is known for, all of our Viper bay boats are designed with the professional angler in mind. Large casting platforms, oversized storage compartments, generous live wells and thoughtfully placed fish boxes are some of the standard amenities found on all of our models.

Following our philosophy of family friendly in the bow and fisherman friendly in the cockpit, these highly capable vessels are the ultimate mixture of fishability, functionality, and comfort.

The perfect conveyance of versatility, the Sea Fox Viper series has a model ready to meet any captain's expectations inshore, offshore and near shore.

240
VIPER

220
VIPER

200
VIPER

180
VIPER



bay boat

240 VIPER

Low, sleek and agile with a forward-raked transom, a gently broken shearline, and a flared bow evoking classic Carolina design, the 240 Viper is the cover girl of the Sea Fox fleet. Add the optional Ultima hard top with its gracefully swept, powder-coated pipework, and you'll turn every head you pass.

Just because she's easy on the eyes, though, doesn't mean she can't fish. In fact, she comes standard with three livewells — 26 gallons aft, 20 gallons in the leaning post, and 10 gallons forward, plus convenient cast-net storage, plenty of dash space for today's large electronics displays, a 50-inch insulated fish box, a built in trolling motor mounting pad, and casting decks big enough for square dancing.

Her light weight also translates to a shallow 13" hull draft, affording access to all but the skinniest water. Meanwhile, a moderate 15-degree deadrise makes for a surprisingly comfortable ride outside the jetties when kings, cobia, or grouper are the order of the day.

With their ability to do everything from stalking knee-deep flats to trolling the Gulf Stream to towing tubes at the lake, there are few boat styles as versatile as a large bay boat. And there are few large bay boats as intelligently designed, capable, and head-turning as the 240 Viper.



240 VIPER

CENTERLINE LENGTH 24' 4"

BEAM 8' 6"

BRIDGE CLEARANCE 93"

DRY WEIGHT 2,940 lb

MAXIMUM WEIGHT 4,645 lb

DEADRISE 15 degrees

DRAFT (hull) 13"

FUEL CAPACITY 77 gal

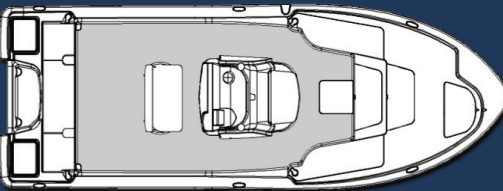
PERSONS CAPACITY 8 People

TOTAL CAPACITY 2,200 lb

MAXIMUM HORSEPOWER 300 hp

STANDARD SEATING Leaning post w/flip-up bolsters (2 legged)

TRANSOM 25"





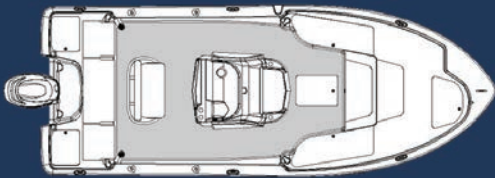
bay boat

220 VIPER

A perfect inshore or near-shore bay boat ready for serious tournament fishing or the weekend angler. The Sea Fox 220 Viper can be just as accommodating on a family trip to the islands or local beaches, as well as to your favorite fishing hole. The 220 Viper features the Industry's best flip-up rear bench seating, wide enough to quarter four adults complete with four built-in drink holders. Smart design!

**220
VIPER**

- CENTERLINE LENGTH 22' 4"
- BEAM 8' 6"
- BRIDGE CLEARANCE 94"
- DRY WEIGHT 2,150 lb
- MAXIMUM WEIGHT 3,201 lb
- DEADRISE 15 degrees
- DRAFT (hull) 13"
- FUEL CAPACITY 64 gal
- PERSONS CAPACITY 8 People
- TOTAL CAPACITY 2,100 lb
- MAXIMUM HORSEPOWER 250 hp
- STANDARD SEATING *Leaning post w/backrest & flip-up bolsters (2 legged)*
- TRANSOM 25"





bay boat

200 VIPER

The 200 Viper affords excellent performance and fishability both inshore and near shore. Equipped with the best console in its class, complete with two side access doors that provide easy battery access, shelf storage and a custom fire extinguisher holder. This bay boat also showcases our innovative quick release handrail and windscreen, plus many more of the necessities the seasoned angler needs, as well as the comforts wanted when spending time on the water with family.



**200
VIPER**

CENTERLINE LENGTH 20' 1"

BEAM 8'

BRIDGE CLEARANCE 90"

DRY WEIGHT 2,000 lb

MAXIMUM WEIGHT 2,950 lb

DEADRISE 15 degrees

DRAFT (hull) 13"

FUEL CAPACITY 48 gal

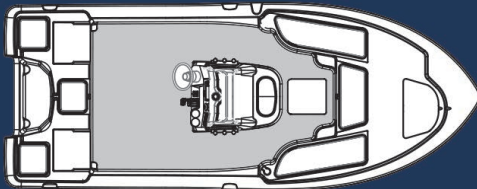
PERSONS CAPACITY 7 People

TOTAL CAPACITY 1,000 lb

MAXIMUM HORSEPOWER 175 hp

STANDARD SEATING *Leaning post w/backrest
w/flip-up bolsters (2 legged)*

TRANSOM 25"





bay boat

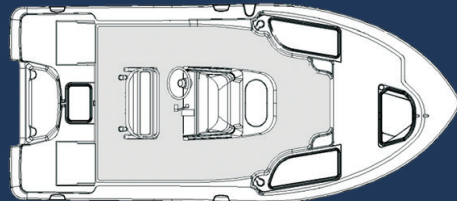
180 VIPER

The 180 Viper boasts the same quality design and engineering as the rest of the Sea Fox Viper line, yet all squeezed into an 18-foot package perfect for navigating tight and shallow backwaters. Our smallest bay boat offers a big boat feel with the widest beam in its class.

**180
VIPER**



- CENTERLINE LENGTH 18' 1"
- BEAM 8'
- BRIDGE CLEARANCE 90"
- DRY WEIGHT 2,121 lb
- MAXIMUM WEIGHT 2,805 lb
- DEADRISE 15 degrees
- DRAFT (hull) 13"
- FUEL CAPACITY 40 gal
- PERSONS CAPACITY 6 People
- TOTAL CAPACITY 900 lb
- MAXIMUM HORSEPOWER 115 hp
- STANDARD SEATING *Leaning post w/backrest w/flip-up bolsters (2 legged)*
- TRANSOM 25"





Family friendly designs.



side console

249 AVENGER

Combining the offshore capabilities of our Commander center consoles with the refined comfort of a day cruiser, our innovative 249 Avenger side console transitions seamlessly between hardcore fishing and hardcore leisure.

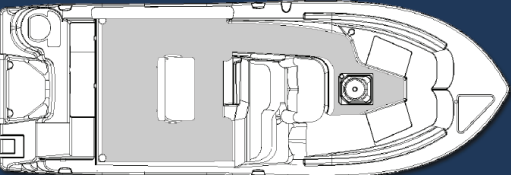
For offshore duty, the Avenger's aggressive, flared bow and 19 degree deadrise aft mean a dry, soft ride, while her 115-gallon fuel tank and exceptional economy yield an approximately 400-mile range — enough for even the longest runs to the ledge. Anglers will also appreciate the 40-gallon transom baitwell, available 20-gallon leaning post baitwell, ample rod holders, built-in tackle storage, insulated fish boxes, and wide-open cockpit.

When the fishing rods are stowed, it's the Avenger's unique side-console layout that sets her apart from the crowd, accommodating a huge, wraparound bow seating area with a full lounge and removable center table for comfortable dining. Inside the console, steps lead to a roomy, upholstered head compartment with fresh water sink, Corian countertop, and portlight. On deck, a standard fresh water shower is perfect for rinsing off after a salty swim.



249 AVENGER

- CENTERLINE LENGTH 24' 4"
- BEAM 8' 6"
- BRIDGE CLEARANCE 99"
- DRY WEIGHT 3,524 lb
- MAXIMUM WEIGHT 5,146 lb
- DEADRISE 18 degrees
- DRAFT (hull) 14"
- FUEL CAPACITY 117 gal
- PERSONS CAPACITY 10 People
- TOTAL CAPACITY 1,500 lb
- MAXIMUM HORSEPOWER 300 hp
- STANDARD SEATING Leaning post w/ flip-up bolsters (2 legged)
- TRANSOM 25"





dual console

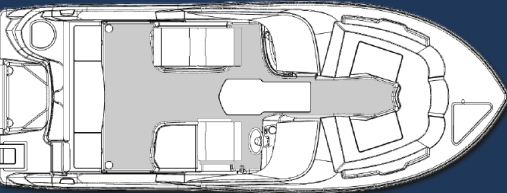
226 TRAVELER

Sporty, stylish, functional and yet well appointed. That describes the Sea Fox 226 Traveler dual console. We designed this boat with the multi-purpose family in mind. With its generous standard features and available options, the 226 Traveler is sure to exceed all of your family's expectations.

226
TRAVELER



- CENTERLINE LENGTH 22' 4"
- BEAM 8' 6"
- BRIDGE CLEARANCE 99"
- DRY WEIGHT 2,700 lb
- MAXIMUM WEIGHT 4,489 lb
- DEADRISE 18 degrees
- DRAFT (hull) 16"
- FUEL CAPACITY 106 gal
- PERSONS CAPACITY 8 People
- TOTAL CAPACITY 1,200 lb
- MAXIMUM HORSEPOWER 250 hp
- STANDARD SEATING Upgraded pedestal seat & back-to-back lounger
- TRANSOM 25"





New upholstery on all models.

MAKE IT YOUR OWN

we offer a variety of customizable features

PRO PACKAGE

The Sea Fox PRO PACKAGE is available on all models and will consist of different options depending on the vessel chosen. Based on the model, the PRO PACKAGE will consist of a cushioned foot mat, gas shocks on fish box lids or rod box lids, two extra rod holders in bow gunwales or raw water washdown.

LED/TECH PACKAGE

The LED/TECH PACKAGE consists of blue mood lights, power cycle blue/white fade/flash underwater lights, upgraded courtesy lights & wireless cell phone charger.


POWDER COAT PACKAGE

Premium powder coating not only looks great but serves as a durable protectant from the weather and elements. Choose a powder coat package to further customize and protect your new Sea Fox.

AVAILABLE GELCOAT OPTIONS

We offer a variety of premium gelcoat colors and hull color styles to make your new Sea Fox stand out as your own. Our signature style line color stripe adds a unique and recognizable look to the profile of your new vessel. Go ahead and pick the color and style to best fit your personality.

AVAILABLE GELCOAT OPTIONS




PEARL WHITE




SEA MIST



AQUA MARINE



SILVER SHARK



BAHAMA BLUE



GULF SHORES
BLUE



DEEP BLUE



JETTY GREY

AVAILABLE POWDER COATING



WHITE



JETTY GREY



BLACK

*Gelcoat color swatches shown are approximate. Printed colors are not an exact match for gelcoat colors and are shown for representation only. Sea Fox does not guarantee or warranty colors or shades to match the representation here. Please visit a Sea Fox Authorized Dealer for actual color samples.

AVAILABLE HULL COLOR STYLE OPTIONS



STANDARD PEARL WHITE



COLORED HULL STRIPE



COLORED HULL REVERSE



COLORED HULL SIDES



COLORED HULL COMPLETE



All Sea Fox upholstery is treated with Spradling's **PERMAGUARD®**, a proprietary marine vinyl barrier coating that acts as an invisible barrier against stains, allowing them to be cleaned off the surface with ease and virtually no harm to the vinyl.

PERMAGUARD® provides unequalled resistance to scratches, scuffs, and abrasion. No other marine vinyl surpasses **PERMAGUARD®**'s stain resistance and long-term, trouble-free performance.



STANDARD UPHOLSTERY ON ALL MODELS

The STANDARD UPHOLSTERY is available on all models. This includes marine grade vinyl in white & medium grey with matching piping.



PLATINUM UPHOLSTERY PACKAGE

The Sea Fox PLATINUM UPHOLSTERY PACKAGE is available on all models. This package includes upgraded premium vinyl in white & medium grey with matching piping and faux teak.

TITANIUM UPHOLSTERY PACKAGE

The Sea Fox TITANIUM UPHOLSTERY PACKAGE is available on all models. This package includes upgraded premium vinyl in a dark colored two-tone grey with matching piping and faux teak.



TWO-LEG LEANING POST

With 4" down tubing. Standard on these models:

186 Commander
206 Commander
228 Commander
248 Commander
268 Commander

180 Viper
200 Viper
220 Viper
249 Avenger

LEANING POST UPGRADES

2 deluxe bucket seats with armrests, flip-up bolsters & cooler

• **Available on 268 Commander only**



FIBERGLASS HELM POD

• **288 Commander** - Fiberglass helm pod with deluxe fiberglass backed bucket seats, 65-quart premium cooler & rigging station (**standard**)



FIBERGLASS HELM POD

• **368 and 328 Commander** - Fiberglass helm pod with 3 deluxe fiberglass backed bucket seats with flip armrests, 65-quart premium cooler & rigging station (**standard**)





Dry weight is approximate and includes: boat plus factory options, two batteries, but NO motor(s), water, fuel or owner's gear.

Maximum weight is approximate and includes: boat plus factory options, full fresh water, holding and fuel tanks, two batteries, but NO motor(s) or owner's gear.

Bridge clearance: based on factory installed Ultima hard top or T-top. Doesn't factor in optional outriggers.

Fuel capacity can vary due to US EPA Evaporative Standard requirements.

Sea Fox Boat Company, Inc. meets US EPA Evaporative Standards using Certified Components.

Note: Due to Sea Fox's continuous innovation and improvements specifications can change without notice. Please visit our website for the most current list of available standards and options.

www.seafoxboats.com



All Sea Fox models are exclusively Yamaha power matched.



TEN REASONS TO

- 1.** All of our boats are designed with the Sea Fox signature philosophy of family friendly in the bow and fisherman friendly in the cockpit.
- 2.** All-composite construction – No wood, No rot.
- 3.** All of our boats are outfitted with 316 stainless steel thru-hulls and hardware including standard pull-up cleats with backing plates on all models.
- 4.** Sea Fox controls cost with in-house aluminum, upholstery and milling shops. This allows for competitive pricing and use of the best raw materials in our class.
- 5.** Sea Fox only uses upgraded raw materials like 36/10 hand laid fiberglass. This is a 36-ounce stiched glass with a one-ounce matt backing to add strength. All of our hulls and decks are sprayed with a vinylester barrier coat to prevent crazing and cracking.



CHOOSE A SEA FOX

- 6.** All Sea Fox boats are designed by a world-renowned naval architect using the latest computer technology for impeccable performance and hydrostatics.
- 7.** Dry, smooth ride with a large Carolina flair designed into all Sea Fox hulls.
- 8.** Safety first on all Sea Fox boats with foam-filled stringers and dual 1100 GPH bilge pumps. Complete waterproof sealed Deutsch electrical system throughout each of our boats – best in the industry.
- 9.** Sea Fox exclusively packages and is power matched with Yamaha outboard motors (three-year warranty on all Yamaha components).
- 10.** Sea Fox is privately owned by fisherman with families for more than 25 years.



2550 Highway 52
Moncks Corner, SC 29461

Telephone 843-761-6090
Fax 843-761-6139

