



SEA V FOX

PRO SERIES

2008



# PRO SERIES

## TABLE OF CONTENTS

### CENTER CONSOLES

160CC .....	4
172CC .....	6
187CC .....	8
197CC .....	10
206CC .....	12
216CC .....	14
236CC .....	16
256CC .....	18

### WALK AROUNDS

216WA .....	22
236WA .....	24
256WA .....	26

### BAY FISHERS

185BF .....	30
195BF .....	32
205BF .....	34
225BF .....	36

### DUAL CONSOLES

216DC .....	40
236DC .....	42

SUZUKI .....	44
--------------	----

MERCHANDISE .....	45
-------------------	----

*Due to Sea Fox's ongoing commitment to research and product development, we reserve the right to change features, specifications and/or prices without prior notification. Check with your Sea Fox dealer for complete information. Some photos shown show optional equipment. Specifications and measurements are approximate.*




**HULL WARRANTY  
LIFETIME**

**DURABLE. DEPENDABLE. AFFORDABLE.**




*Our Legacy and Sea Era brand boats may still have coverage under the original terms of their warranty.*

 [WWW.SEAFOXBOATS.COM](http://WWW.SEAFOXBOATS.COM) HAS AN ALL NEW LOOK.  
VISIT US ONLINE TO SEE VIRTUAL TOURS OF THE 2008 LINE UP,  
TAKE AN INFORMATIVE VIDEO FACTORY TOUR, PLUS MANY  
MORE INTERACTIVE FEATURES.



[WWW.MARIAH-BOATS.COM](http://WWW.MARIAH-BOATS.COM)







# CENTER CONSOLES





160CC 172CC 187CC 197CC 206CC 216CC 236CC 256CC







PRO SERIES



#### SPECIFICATIONS

**CENTERLINE LENGTH:** 16' 1"/4.9 meters  
**BEAM:** 6' 2"/1.9 meters  
**BRIDGE CLEARANCE:** 4' 6"/1.4 meters  
**DRY WEIGHT:** 1,150 lbs/522 kg  
**MAXIMUM WEIGHT:** 1,300 lbs/590 kg  
**DEADRISE:** 16 degrees  
**DRAFT (HULL):** 9"/.23 meters  
**FUEL CAPACITY:** 21 gallons/79.5 liters  
**PERSONS CAPACITY:** 5 people  
**TOTAL CAPACITY:** 1,200 lbs/544 kg  
**MAXIMUM HORSEPOWER:** 80 hp/60 kw  
**STANDARD SEATING:** Bench seat cushion  
**TRANSOM:** 20"

PICTURED:


GULFSTREAM

ARCTIC WHITE

CAROLINA  
BLUE

FIGHTING  
LADY YELLOW

SANDSTONE



VISIT [WWW.SEAFOXBOATS.COM](http://WWW.SEAFOXBOATS.COM) TO SEE A VIRTUAL TOUR OF THE 160CC.



## STANDARD FEATURES

### COCKPIT

48-qt removable cooler w/cushion & backrest  
Bench seat cushion  
Marine grade vinyl w/PreFixx®  
Non-skid deck surface  
Self-bailing cockpit  
Windscreen w/hand rail

### HELM & SYSTEMS

12-volt power point  
Aerated live well (12 gallons)  
Aluminum dash panel for full instrumentation\*  
Automatic bilge pump  
Battery switch  
Compass  
Fuel/water separator  
Horn  
Navigation lights  
No-feedback steering  
Trolling motor plug (12/24/36 volt)

### HULL & DECK

Anchor locker  
Bow storage/fish box  
Closed cell foam floatation  
Courtesy lights (2)  
Foam cored deck  
Isothalic gel coat  
Split bow grab rails  
SST cup holder  
SST hardware  
SST rub rail  
SST Sea Fox logo rod holders (2)  
SST through hulls  
SST through-bolted rails  
Upgraded steering wheel w/turning knob  
Waterproof storage tube

## OPTIONAL FEATURES

### CANVAS

Bimini top  
Canvas console cover

### COCKPIT

Bow cushion  
Clarion AM/FM/CD & MP3 adaptor w/4 speakers  
Clarion AM/FM/CD & MP3 adaptor w/4 speakers & Sirius® satellite  
Clarion stereo remote at helm  
Extra base for fishing chair  
Fishing chair, base & pole

### HELM & SYSTEMS

Extra live well (12 gallons)  
Garmin® 160C color depth/fishfinder/temp  
Garmin® 440S color depth/fishfinder/GPS/chart/temp  
Garmin® 4208 8.4" color depth fishfinder/GPS/chart/temp  
Hydraulic steering (single under 150 hp)  
Plug-in bow light  
Pop-up bow light (LED)  
Raw water washdown  
Suzuki digital gauges  
Tilt steering (hydraulic)  
Tilt steering (mechanical)

## OPTIONAL FEATURES CONTNUED


### HULL & DECK

Bow lifting ring  
Colored hull  
Motor well lid  
Pull-up cleats (2)

*\*Full Instrumentation: tachometer, speedometer, volt & fuel.*

*Dry weight is approximate & includes: boat plus factory options, two batteries, but NO motor(s), water, fuel or owner's gear.*

*Maximum weight is approximate & includes: boat plus factory options, full fresh water, holding & fuel tanks, two batteries, but NO motor(s) or owner's gear.*



OPTIONAL FISHING CHAIR, BASE & POLE (FORWARD)




OPTIONAL FISHING CHAIR, BASE & POLE (AFT)



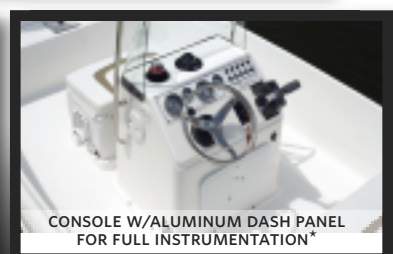
STORAGE UNDER BENCH SEAT



48-QT REMOVABLE COOLER W/CUSHION & BACKREST



BOW STORAGE/FISH BOX



CONSOLE W/ALUMINUM DASH PANEL FOR FULL INSTRUMENTATION\*



PRO SERIES



#### SPECIFICATIONS

**CENTERLINE LENGTH:** 17' 1"/5.2 meters  
**BEAM:** 6' 10"/2 meters  
**BRIDGE CLEARANCE:** 4' 9 1/2"/1.5 meters  
**DRY WEIGHT:** 1,350 lbs/613 kg  
**MAXIMUM WEIGHT:** 1,550 lbs/704 kg  
**DEADRISE:** 15 degrees  
**DRAFT (HULL):** 10"/.25 meters  
**FUEL CAPACITY:** 27 gallons/102 liters  
**PERSONS CAPACITY:** 5 people  
**TOTAL CAPACITY:** 1,300 lbs/590 kg  
**MAXIMUM HORSEPOWER:** 115 hp/86 kw  
**STANDARD SEATING:** Flip-flop cooler seat  
**TRANSOM:** 20"


GULFSTREAM

ARCTIC WHITE

PICTURED:  
CAROLINA  
BLUE

FIGHTING  
LADY YELLOW

SANDSTONE



VISIT [WWW.SEAFOXBOATS.COM](http://WWW.SEAFOXBOATS.COM) TO SEE A VIRTUAL TOUR OF THE 172CC.



## STANDARD FEATURES

### COCKPIT

48-qt removable cooler w/cushion & backrest  
 Flip-flop cooler seat  
 Marine grade vinyl w/PreFixx®  
 Non-skid deck surface  
 Self-bailing cockpit  
 Windscreen w/hand rail

### HELM & SYSTEMS

12-volt power point  
 Aerated live well (12 gallons)  
 Aluminum dash panel for full instrumentation\*  
 Automatic bilge pump  
 Battery switch  
 Compass  
 Fuel/water separator  
 Horn  
 Navigation lights  
 No-feedback steering  
 Trolling motor plug (12/24/36 volt)  
 Upgraded steering wheel w/turning knob

### HULL & DECK

Anchor locker  
 Bow storage/fish box  
 Closed cell foam floatation  
 Courtesy lights (2)  
 Foam cored deck  
 Isothalic gel coat  
 Split bow grab rails  
 SST cup holder  
 SST hardware  
 SST rub rail  
 SST Sea Fox logo rod holders (4)  
 SST through hulls  
 SST through-bolted rails  
 Waterproof storage tube

## OPTIONAL FEATURES

### CANVAS

Bimini top  
 Canvas console cover  
 Canvas flip-flop seat cover  
 Canvas pedestal seat covers (2)

### COCKPIT

Bow cushion  
 Clarion AM/FM/CD & MP3 adaptor w/4 speakers  
 Clarion AM/FM/CD & MP3 adaptor w/4 speakers & Sirius® satellite  
 Clarion stereo remote at helm  
 Extra base for fishing chair  
 Fishing chair, base & pole  
 Pedestal seats (2) (exchange)  
 Stern hatch cushions

### HELM & SYSTEMS

Extra live well (12 gallons)  
 Hydraulic steering (single under 150 hp)  
 Garmin® 160C color depth/fishfinder/temp  
 Garmin® 440S color depth/fishfinder/GPS/chart/temp  
 Garmin® 4208 8.4" color depth/fishfinder/GPS/chart/temp  
 Plug-in bow light  
 Pop-up bow light (LED)  
 Raw water washdown

## OPTIONAL FEATURES CONTINUED

SmartCraft gauges (Mercury)  
 Suzuki digital gauges  
 Tilt steering (hydraulic)  
 Tilt steering (mechanical)

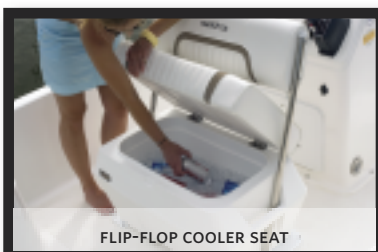
### HULL & DECK

Bow lifting ring  
 Colored hull  
 Pull-up cleats (2)  
 Rod boxes (2)  
 SST raised grab rail at bow  
 Swim platform & ladder

*\*Full Instrumentation: tachometer, speedometer, volt & fuel.*

*Dry weight is approximate & includes: boat plus factory options, two batteries, but NO motor(s), water, fuel or owner's gear.*

*Maximum weight is approximate & includes: boat plus factory options, full fresh water, holding & fuel tanks, two batteries, but NO motor(s) or owner's gear.*



FLIP-FLOP COOLER SEAT



48-QT REMOVABLE COOLER W/CUSHION & BACKREST



AERATED LIVE WELL (12 GALLONS)



BOW STORAGE/FISH BOX



CONSOLE W/ALUMINUM DASH PANEL FOR FULL INSTRUMENTATION\*



WATERPROOF STORAGE TUBE



PRO SERIES



#### SPECIFICATIONS

**CENTERLINE LENGTH:** 18' 5.5 meters  
**BEAM:** 7' 8" / 2.3 meters  
**BRIDGE CLEARANCE:** 5' 9" / 1.8 meters  
**DRY WEIGHT:** 1,550 lbs / 704 kg  
**MAXIMUM WEIGHT:** 1,900 lbs / 863 kg  
**DEADRISE:** 19 degrees  
**DRAFT (HULL):** 12" / .3 meters  
**FUEL CAPACITY:** 51 gallons / 193 liters  
**PERSONS CAPACITY:** 6 people  
**TOTAL CAPACITY:** 1,400 lbs / 635 kg  
**MAXIMUM HORSEPOWER:** 140 hp / 104 kw  
**STANDARD SEATING:** Flip-flop cooler seat  
**TRANSOM:** 25"


GULFSTREAM

ARCTIC WHITE

CAROLINA  
BLUE

FIGHTING  
LADY YELLOW

PICTURED:  
SANDSTONE



VISIT [WWW.SEAFOXBOATS.COM](http://WWW.SEAFOXBOATS.COM) TO SEE A VIRTUAL TOUR OF THE 187CC.



## STANDARD FEATURES

### COCKPIT

48-qt removable cooler w/cushion & backrest  
Curved windscreen w/curved hand rail  
Flip-flop cooler seat  
Marine grade vinyl w/PreFixx®  
Non-skid deck surface  
Rear bench seat cushion w/backrest  
Self-bailing cockpit

### HELM & SYSTEMS

12-volt power point  
Aerated live well (15 gallons)  
Aluminum dash panel for full instrumentation\*  
Automatic bilge pump  
Battery switch  
Compass  
Fuel/water separator  
Horn  
Navigation lights  
Separate battery & oil tank compartment  
Tilt hydraulic steering  
Upgraded steering wheel w/turning knob

### HULL & DECK

Anchor locker  
Bow storage/fish box  
Closed cell foam floatation  
Courtesy lights (2)  
Foam cored deck  
Isothalic gel coat  
Split grab rails at bow  
SST cup holders (2)  
SST hardware  
SST rub rail  
SST Sea Fox logo rod holders (4)  
SST through-bolted rails  
SST through hulls  
Waterproof storage tube

## OPTIONAL FEATURES

### CANVAS

Bimini top  
Canvas console cover  
Canvas deluxe flip-flop cooler seat cover (large)  
Canvas flip-flop seat cover (large)  
Canvas pedestal seat covers (2)

### COCKPIT

Bow cushion  
Clarion AM/FM/CD & MP3 adaptor w/4 speakers  
Clarion AM/FM/CD & MP3 adaptor w/4 speakers & Sirius® satellite  
Clarion stereo remote at helm  
Deluxe 5-position flip-flop cooler seat (xchg)  
Extra base for fishing chair  
Fishing chair, base & pole  
Pedestal seats (2) (exchange)  
Stern hatch cushions w/backrests (2)

### HELM & SYSTEMS

Extra live well (5 gallons)  
Garmin® 160C color depth/fishfinder/temp  
Garmin® 440S color depth/fishfinder/GPS/chart/temp  
Garmin® 4208 8.4" color depth/fishfinder/GPS/chart/temp

## OPTIONAL FEATURES CONTINUED

Plug-in bow light  
Pop-up bow light (LED)  
Raw water washdown  
SmartCraft gauges (Mercury)  
Suzuki digital gauges  
Trim tab indicator  
Trim tabs  
Trolling motor plug (12/24/36 volt)

### HULL & DECK

Blue mood lights (4)  
Bow lifting ring  
Colored hull  
Pull-up cleats (4)  
Rod boxes (2)  
SST raised grab rail at bow  
Swim platform & ladder


*\*Full Instrumentation: tachometer, speedometer, volt & fuel.*

*Dry weight is approximate & includes: boat plus factory options, two batteries, but NO motor(s), water, fuel or owner's gear.*

*Maximum weight is approximate & includes: boat plus factory options, full fresh water, holding & fuel tanks, two batteries, but NO motor(s) or owner's gear.*



48-QT REMOVABLE COOLER W/CUSHION & BACKREST



BOW STORAGE/FISH BOX



CONSOLE W/ALUMINUM DASH PANEL FOR FULL INSTRUMENTATION\*



FLIP-FLOP COOLER SEAT



REAR BENCH SEAT CUSHION W/BACKREST



STORAGE IN CONSOLE



PRO SERIES



#### SPECIFICATIONS

**CENTERLINE LENGTH:** 19' 8"/6 meters  
**BEAM:** 7' 8"/2.3 meters  
**BRIDGE CLEARANCE:** 8' 1"/2.5 meters\*BC  
**DRY WEIGHT:** 1,900 lbs/863 kg  
**MAXIMUM WEIGHT:** 2,300 lbs/1,044 kg  
**DEADRISE:** 19 degrees  
**DRAFT (HULL):** 12"/.3 meters  
**FUEL CAPACITY:** 60 gallons/227 liters  
**PERSONS CAPACITY:** 6 people  
**TOTAL CAPACITY:** 1,400 lbs/635 kg  
**MAXIMUM HORSEPOWER:** 140 hp/104 kw  
**STANDARD SEATING:** Pedestal seats (2)  
**TRANSOM:** 25"


GULFSTREAM

ARCTIC WHITE

CAROLINA  
BLUE

PICTURED:  
FIGHTING  
LADY YELLOW

SANDSTONE



VISIT [WWW.SEAFOXBOATS.COM](http://WWW.SEAFOXBOATS.COM) TO SEE A VIRTUAL TOUR OF THE 197CC.



## STANDARD FEATURES

### COCKPIT

94-qt removable cooler w/cushion & backrest  
Deluxe console w/portable toilet  
Jump seat cushions (2)  
Marine grade vinyl w/PreFixx®  
Non-skid deck surface  
Pedestal seats (2)  
Self-bailing cockpit  
Windscreen w/hand rail

### HELM & SYSTEMS

12-volt power point  
Aerated live well (15 gallons)  
Automatic bilge pump  
Battery switch  
Compass  
Dash space for flush electronics  
Fuel/water separator  
Full instrumentation\*  
Horn  
Navigation lights  
Separate battery & oil tank compartment  
Tilt hydraulic steering  
Upgraded steering wheel w/turning knob

### HULL & DECK

Anchor locker  
Bow storage/fish box  
Closed cell foam floatation  
Courtesy lights (2)  
Foam cored deck  
Isothalic gel coat  
Rod boxes (2)  
SST hardware  
SST raised grab rail at bow  
SST rub rail  
SST Sea Fox logo rod holders (4)  
SST through-bolted rails  
SST through hulls  
Transom splash board  
Waterproof storage tube

## OPTIONAL FEATURES

### CANVAS

Bimini top  
Canvas console cover  
Canvas console w/T-top cover  
Canvas deluxe flip-flop cooler seat cover (large)  
Canvas leaning post cover  
Canvas pedestal seat covers (2)  
Gull wing spray shield set (for T-top)  
Spray shield & cargo net (for T-top)

### COCKPIT

Aft bench seat (removable)  
w/backrest  
Bow cushions (2)  
Clarion AM/FM/CD & MP3  
adaptor w/4 speakers  
Clarion AM/FM/CD & MP3  
adaptor w/4 speakers &  
Sirius® satellite  
Clarion stereo remote at helm  
Console tackle box w/lure bag  
Deluxe 5-position flip-flop cooler  
seat (xchg)  
Extra base for fishing chair  
Fishing chair, base & pole  
Leaning post tackle bag

## OPTIONAL FEATURES CONTINUED

Leaning post w/backrest & cooler (xchg)  
Outriggers for T-top  
Spreader lights (for T-top) pair  
T-top  
**HELM & SYSTEMS**  
Electronics box for T-top  
Extra live well (15 gallons)  
Garmin® 160C color depth/fishfinder/temp  
Garmin® 440S color depth/  
fishfinder/GPS/chart/temp  
Garmin® 4208 8.4" color depth/  
fishfinder/GPS/chart/temp  
Plug-in bow light  
Pop-up bow light (LED)  
Raw water washdown  
SmartCraft gauges (Mercury)  
Suzuki digital gauges  
Trim tab indicator  
Trim tabs  
Trolling motor plug (12/24/36 volt)

### HULL & DECK


Blue mood lights (4)  
Bow lifting ring  
Colored hull  
Pull-up cleats (4)  
Split grab rail at bow (xchg)  
Swim platform & ladder

*\*Full Instrumentation: tachometer, speedometer, volt & fuel.*

*Dry weight is approximate & includes: boat plus factory options, two batteries, but NO motor(s), water, fuel or owner's gear.*

*Maximum weight is approximate & includes: boat plus factory options, full fresh water, holding & fuel tanks, two batteries, but NO motor(s) or owner's gear.*

*\*BC: Based on factory installed T-top. Add 6" for factory installed outriggers.*







PRO SERIES



#### SPECIFICATIONS

**CENTERLINE LENGTH:** 19' 9"/6 meters  
**BEAM:** 8' 1"/2.5 meters  
**BRIDGE CLEARANCE:** 7' 11"/2.4 meters\*<sup>BC</sup>  
**DRY WEIGHT:** 2,350 lbs/1,066 kg  
**MAXIMUM WEIGHT:** 2,750 lbs/1,247 kg  
**DEADRISE:** 19 degrees  
**DRAFT (HULL):** 14"/.36 meters  
**FUEL CAPACITY:** 65 gallons/246 liters  
**PERSONS CAPACITY:** 7 people  
**TOTAL CAPACITY:** 1,700 lbs/771 kg  
**MAXIMUM HORSEPOWER:** 175 hp/131 kw  
**STANDARD SEATING:** Upgraded pedestal seats (2)  
**TRANSOM:** 25"

ARCTIC WHITE

CAROLINA  
BLUE

FIGHTING  
LADY YELLOW


SANDSTONE

GULFSTREAM

PITCH BLACK

PICTURED:

RUBY RED



VISIT [WWW.SEAFOXBOATS.COM](http://WWW.SEAFOXBOATS.COM) TO SEE A VIRTUAL TOUR OF THE 206CC.



## STANDARD FEATURES

### COCKPIT

Battery compartment in console  
Coaming pads (aft)  
Deluxe console w/portable toilet  
Gunwale rod storage  
Marine grade vinyl w/PreFixx®  
Non-skid deck surface  
Removable stern jump seats (2) w/backrests & cushions  
Seat w/backrest in front of console  
Self-bailing cockpit  
Upgraded pedestal seats (2)  
Windscreen w/hand rail

### HELM & SYSTEMS

12-volt power point  
Aerated live well (11 gallons)  
Automatic bilge pump  
Battery switch  
Compass  
Dash space for flush electronics  
Fuel/water separator  
Full instrumentation\*  
Horn  
Navigation lights  
Raw water washdown  
Tilt hydraulic steering  
Upgraded steering wheel w/turning knob

### HULL & DECK

Anchor locker  
Bow storage/fish box  
Courtesy lights (2)  
Foam cored hull & deck  
Isothalic gel coat  
SST cup holders (6)  
SST grab rails at bow  
SST hardware  
SST rub rail  
SST Sea Fox logo rod holders (8)  
SST through-bolted rails  
SST through hulls  
Waterproof storage tube

## OPTIONAL FEATURES

### CANVAS

Bimini top  
Canvas console cover  
Canvas console w/T-top cover  
Canvas leaning post cover  
Canvas pedestal seat covers (2)  
Gull wing spray shield set (for T-top)  
Spray shield & cargo net (for T-top)

### COCKPIT

Clarion AM/FM/CD & MP3 adaptor w/4 speakers  
Clarion AM/FM/CD & MP3 adaptor w/4 speakers & Sirius® satellite  
Clarion stereo remote at helm  
Console tackle box w/lure bag  
Deluxe bow cushion w/backrest package  
Leaning post tackle bag  
Leaning post w/backrest & cooler (xchg)  
Outriggers for T-top

## OPTIONAL FEATURES CONTINUED

Spreaders lights (for T-top) pair  
T-top

### HELM & SYSTEMS

Anchor roller/split bow lights  
Electronics box for T-top  
Extra live well (11 gallons)  
Fresh water washdown  
Garmin® 160C color depth/fishfinder/temp  
Garmin® 440S color depth/fishfinder/GPS/chart/temp  
Garmin® 4208 8.4" color depth/fishfinder/GPS/chart/temp  
Pop-up bow light (LED)  
SmartCraft gauges (Mercury)  
Suzuki digital gauges  
Trim tab indicator  
Trim tabs

### HULL & DECK

Blue mood lights (4)  
Bow lifting ring  
Colored (black) hull  
Colored (except black) hull  
Pull-up cleats (6)  
SST raised grab rail at bow  
Swim platform & ladder  
Team Edition Package\*\*  
Two-step swim platform

\*Full Instrumentation: tachometer, speedometer, volt & fuel.

\*\*Team Edition Package (available on 20' & up): 800 GPH Rule Tournament Series live well pump (one per boat); Cushioned foot mat at helm; LED live well light; Tackle center w/lure bag (Walk Arounds or any boat w/5-position leaning post, fiberglass leaning post or pedestal seats); Custom Sea Fox tackle bag for leaning post (Center Consoles w/leaning posts only); Team Edition model designator decal (pair); Utility/knife rack.


Dry weight is approximate & includes: boat plus factory options, two batteries, but NO motor(s), water, fuel or owner's gear.

Maximum weight is approximate & includes: boat plus factory options, full fresh water, holding & fuel tanks, two batteries, but NO motor(s) or owner's gear.

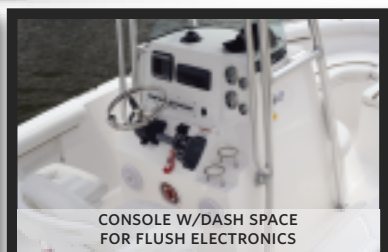
\*BC: Based on factory installed T-top. Add 6" for factory installed outriggers.



AERATED LIVE WELL (11 GALLONS)



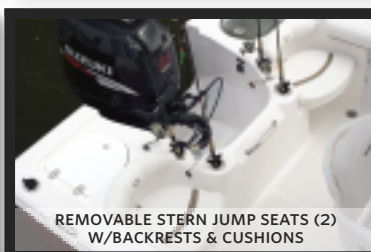
OPTIONAL DELUXE BOW CUSHION W/BACKREST PACKAGE



CONSOLE W/DASH SPACE FOR FLUSH ELECTRONICS



DELUXE CONSOLE W/PORTABLE TOILET



REMOVABLE STERN JUMP SEATS (2) W/BACKRESTS & CUSHIONS



UPGRADED PEDESTAL SEATS (2)



PRO SERIES



#### SPECIFICATIONS

**CENTERLINE LENGTH:** 21' 3"/6.5 meters  
**BEAM:** 8' 6"/2.6 meters  
**BRIDGE CLEARANCE:** 8' 1"/2.5 meters<sup>BC</sup>  
**DRY WEIGHT:** 2,600 lbs/1,180 kg  
**MAXIMUM WEIGHT:** 3,400 lbs/1,544 kg  
**DEADRISE:** 19 degrees  
**DRAFT (HULL):** 14"/3.6 meters  
**FUEL CAPACITY:** 85 gallons/322 liters  
**PERSONS CAPACITY:** 8 people  
**TOTAL CAPACITY:** 2,000 lbs/907 kg  
**MAXIMUM HORSEPOWER:** 200 hp/149 kw  
**STANDARD SEATING:** Upgraded pedestal seats (2)  
**TRANSOM:** 25"

ARCTIC WHITE

PICTURED:  
CAROLINA  
BLUE


FIGHTING  
LADY YELLOW

SANDSTONE

GULFSTREAM

PITCH BLACK

RUBY RED



VISIT [WWW.SEAFOXBOATS.COM](http://WWW.SEAFOXBOATS.COM) TO SEE A VIRTUAL TOUR OF THE 216CC.



## STANDARD FEATURES

### COCKPIT

Coaming pads (aft)  
Deluxe console w/portable toilet  
Non-skid deck surface  
Seat w/backrest & storage in front of console  
Self-bailing cockpit  
Stern jump seats (2) w/backrests & cushions  
Upgraded pedestal seats (2)  
Windscreen w/hand rail

### HELM & SYSTEMS

12-volt power point  
Aerated live well (40 gallons)  
Automatic bilge pump  
Battery switch  
Compass  
Dash space for flush electronics  
Fuel/water separator  
Full instrumentation\*  
Horn  
Navigation lights  
Raw water washdown  
Recessed trim tabs  
Remote oil fill (2 strokes)  
Tilt hydraulic steering  
Upgraded steering wheel w/turning knob

### HULL & DECK

Anchor locker  
Bow storage/fish box  
Courtesy lights (2)  
Euro-transom w/2 walk-through gates & telescoping boarding ladder  
Foam cored hull & deck  
Glove/radio box  
Gunwale rod storage  
Isothalic gel coat  
Marine grade vinyl w/PreFixx®  
Recessed SST grab rail at bow  
SST cup holders (7)  
SST hardware  
SST rub rail  
SST Sea Fox logo rod holders (4)  
SST through-bolted rails  
SST through hulls

## OPTIONAL FEATURES

### CANVAS

Bimini top  
Canvas console cover  
Canvas console w/T-top cover  
Canvas leaning post cover  
Canvas pedestal seat covers (2)  
Gull wing spray shield set (for T-top)  
Spray shield & cargo net (for T-top)

### COCKPIT

Clarion AM/FM/CD & MP3 adaptor w/4 speakers  
Clarion AM/FM/CD & MP3 adaptor w/4 speakers & Sirius® satellite  
Clarion stereo remote at helm  
Console tackle box w/lure bag  
Deluxe bow cushion w/backrest package  
Deluxe T-top/finished hard top  
Leaning post tackle bag  
Leaning post w/backrest & cooler (xchg)

## OPTIONAL FEATURES CONTINUED

Outriggers for T-top  
Spreader lights (for T-top) pair  
T-top

### HELM & SYSTEMS

Anchor roller/split bow lights  
Electronics box for T-top  
Extra live well (11 gallons)  
Fresh water washdown w/12-gallon tank  
Garmin® 160C color depth/fishfinder/temp  
Garmin® 440S color depth/fishfinder/GPS/chart/temp  
Garmin® 4208 8.4" color depth/fishfinder/GPS/chart/temp  
Pop-up bow light (LED)  
SmartCraft gauges (Mercury)  
Suzuki digital gauges  
Trim tab indicator

### HULL & DECK

Blue mood lights (4)  
Bow lifting ring  
Colored (black) hull  
Colored (except black) hull  
Pull-up cleats (5)  
SST raised grab rail at bow  
Team Edition Package\*\*

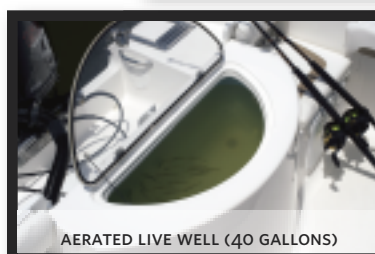
\*Full Instrumentation: tachometer, speedometer, volt & fuel.

\*\*Team Edition Package (available on 20' & up): 800 GPH Rule Tournament Series live well pump (one per boat); Cushioned foot mat at helm; LED live well light; Tackle center w/lure bag (Walk Arounds or any boat w/5-position leaning post, fiberglass leaning post or pedestal seats); Custom Sea Fox tackle bag for leaning post (Center Consoles w/leaning posts only); Team Edition model designator decal (pair); Utility/knife rack.

Dry weight is approximate & includes: boat plus factory options, two batteries, but NO motor(s), water, fuel or owner's gear.

Maximum weight is approximate & includes: boat plus factory options, full fresh water, holding & fuel tanks, two batteries, but NO motor(s) or owner's gear.

\*BC: Based on factory installed T-top. Add 6" for factory installed outriggers.





PRO SERIES



### SPECIFICATIONS

**CENTERLINE LENGTH:** 23' 3"/7 meters  
**BEAM:** 8' 6"/2.6 meters  
**BRIDGE CLEARANCE:** 8' 2"/2.5 meters<sup>\*BC</sup>  
**DRY WEIGHT:** 2,800 lbs/1,271 kg  
**MAXIMUM WEIGHT:** 2,300 lbs/1,044 kg  
**DEADRISE:** 19 degrees  
**DRAFT (HULL):** 14"/.36 meters  
**FUEL CAPACITY:** 101 gallons/382 liters  
**PERSONS CAPACITY:** 8 people  
**TOTAL CAPACITY:** 2,200 lbs/998 kg  
**MAXIMUM HORSEPOWER:** 250 hp/186 kw  
**STANDARD SEATING:** Upgraded pedestal seats (2)  
**TRANSOM:** 25"

ARCTIC WHITE

CAROLINA  
BLUE

FIGHTING  
LADY YELLOW


SANDSTONE

GULFSTREAM

PICTURED:

PITCH BLACK

RUBY RED



VISIT [WWW.SEAFOXBOATS.COM](http://WWW.SEAFOXBOATS.COM) TO SEE A VIRTUAL TOUR OF THE 236CC.



## STANDARD FEATURES

### COCKPIT

Coaming pads (aft)  
Deluxe console w/portable toilet  
Marine grade vinyl w/PreFixx®  
Non-skid deck surface  
Seat w/backrest & storage in front of console  
Self-bailing cockpit  
Stern jump seats (2) w/backrests & cushions  
Upgraded pedestal seats (2)  
Windscreen w/hand rail

### HELM & SYSTEMS

12-volt power point  
Aerated live well (40 gallons)  
Automatic bilge pump  
Battery switch  
Compass  
Dash space for flush electronics  
Fuel/water separator  
Full instrumentation\*  
Horn  
Navigation lights  
Raw water washdown  
Recessed trim tabs  
Remote oil fill (2 strokes)  
Tilt hydraulic steering  
Upgraded steering wheel w/turning knob

### HULL & DECK

Anchor locker  
Bow storage/fish box  
Courtesy lights (2)  
Euro-transom w/2 walk-through gates & telescoping boarding ladder  
Foam cored hull & deck  
Glove/radio box  
Gunwale rod storage  
Isothalic gel coat  
Recessed SST grab rail at bow  
SST cup holders (5)  
SST hardware  
SST rub rail  
SST Sea Fox logo rod holders (4)  
SST through-bolted rails  
SST through hulls

## OPTIONAL FEATURES

### CANVAS

Bimini top  
Canvas console cover  
Canvas console w/T-top cover  
Canvas leaning post cover  
Canvas pedestal seat covers (2)  
Gull wing spray shield set (for T-top)  
Spray shield & cargo net (for T-top)

### COCKPIT

Aft bench seat (removable) w/backrest  
Clarion AM/FM/CD & MP3 adaptor w/4 speakers  
Clarion AM/FM/CD & MP3 adaptor w/4 speakers & Sirius® satellite  
Clarion stereo remote at helm  
Console tackle box w/lure bag  
Deluxe bow cushion w/backrest package

## OPTIONAL FEATURES CONTINUED

Deluxe T-top/finished hard top  
Leaning post tackle bag  
Leaning post w/backrest & cooler (xchg)  
Outriggers for T-top  
Spreader lights (for T-top) pair  
T-top

### HELM & SYSTEMS

Anchor roller/split bow lights  
Electronics box for T-top  
Extra live well (11 gallons)  
Fresh water washdown w/12-gallon tank  
Garmin® 160C color depth/fishfinder/temp  
Garmin® 440S color depth/fishfinder/GPS/chart/temp  
Garmin® 4208 8.4" color depth/fishfinder/GPS/chart/temp  
Pop-up bow light (LED)  
SmartCraft gauges (Mercury)  
Suzuki digital gauges  
Trim tab indicator

### HULL & DECK

Blue mood lights (4)  
Bow lifting ring  
Colored (black) hull  
Colored (except black) hull  
Pull-up cleats (5)  
SST raised grab rail at bow  
Team Edition Package\*\*

\*Full Instrumentation: tachometer, speedometer, volt & fuel.

\*\*Team Edition Package (available on 20' & up): 800 GPH Rule Tournament Series live well pump (one per boat); Cushioned foot mat at helm; LED live well light; Tackle center w/lure bag (Walk Arounds or any boat w/5-position leaning post, fiberglass leaning post or pedestal seats); Custom Sea Fox tackle bag for leaning post (Center Consoles w/leaning posts only); Team Edition model designator decal (pair); Utility/knife rack.

Dry weight is approximate & includes: boat plus factory options, two batteries, but NO motor(s), water, fuel or owner's gear.

Maximum weight is approximate & includes: boat plus factory options, full fresh water, holding & fuel tanks, two batteries, but NO motor(s) or owner's gear.


\*BC: Based on factory installed T-top. Add 6" for factory installed outriggers.



OPTIONAL  
ELECTRONICS BOX FOR T-TOP



BOW STORAGE/FISH BOX



COAMING PADS



CONSOLE W/DASH SPACE  
FOR FLUSH ELECTRONICS



GUNWALE ROD STORAGE



SEAT W/BACKREST & STORAGE  
IN FRONT OF CONSOLE





PRO SERIES



#### SPECIFICATIONS

**CENTERLINE LENGTH:** 25'/7.6 meters  
**BEAM:** 9' 3"/2.8 meters  
**BRIDGE CLEARANCE:** 8'/2.5 meters<sup>\*BC</sup>  
**DRY WEIGHT:** 3,700 lbs/1,680 kg  
**MAXIMUM WEIGHT:** 4,900 lbs/2,225 kg  
**DEADRISE:** 20 degrees  
**DRAFT (HULL):** 16"/.41 meters  
**FUEL CAPACITY:** 150 gallons/568 liters  
**PERSONS CAPACITY:** 10 people  
**TOTAL CAPACITY:** 2,600 lbs/1,179 kg  
**MAXIMUM HORSEPOWER:** 400 hp/298 kw  
**STANDARD SEATING:** Leaning post  
w/backrest & 72-qt removable cooler  
**TRANSOM:** 30"

ARCTIC WHITE

CAROLINA  
BLUE


FIGHTING  
LADY YELLOW

PICTURED:  
SANDSTONE

GULFSTREAM

PITCH BLACK

RUBY RED



VISIT [WWW.SEAFOXBOATS.COM](http://WWW.SEAFOXBOATS.COM) TO SEE A VIRTUAL TOUR OF THE 256CC.



## STANDARD FEATURES

### COCKPIT

Bow cushions w/curved backrests  
Coaming pads (fore & aft)  
Console front bucket seats (2) w/grab rail  
Console tackle box w/lure bag  
Deluxe console w/portable toilet & sink  
Hinged stern jump seats (2) w/backrests & cushions  
Leaning post w/backrest & 72-qt removable cooler  
Marine grade vinyl w/PreFixx®  
Non-skid deck surface  
Portlight in console  
Self-bailing cockpit  
Windscreen w/hand rail

### HELM & SYSTEMS

12-volt power point  
Aerated live well (40 gallons)  
Automatic bilge pump  
Battery switch  
Compass  
Dash space for flush electronics  
Fresh water washdown w/12-gallon tank  
Fuel/water separator  
Full instrumentation\*  
Horn  
Insulated fish boxes in floor w/macerators (2)  
Navigation lights  
Raw water washdown  
Recessed trim tabs  
Remote oil fill (2 strokes)  
Tilt hydraulic steering  
Upgraded steering wheel w/turning knob

### HULL & DECK

Anchor locker  
Courtesy lights (2)  
Euro-transom w/flip-up doors & telescoping boarding ladder  
Fish/storage boxes (forward)  
Foam cored hull & deck  
Forward in-floor storage  
Glove/radio box  
Gunwale rod storage  
Isothalic gel coat  
Recessed SST grab rail at bow  
SST cup holders (8)  
SST hardware  
SST rub rail  
SST Sea Fox logo rod holders (4)  
SST through-bolted rails  
SST through hulls  
Transom rod holders (5)

## OPTIONAL FEATURES

### CANVAS

Bimini top  
Canvas console cover  
Canvas console w/T-top cover  
Canvas leaning post cover  
Canvas pedestal seat covers (2)  
Gull wing spray shield set (for T-top)  
Spray shield & cargo net (for T-top)

### COCKPIT

Aft bench seat (removable) w/backrest

## OPTIONAL FEATURES CONTINUED

Bow filler board w/cushion  
Clarion AM/FM/CD & MP3 adaptor w/4 speakers  
Clarion AM/FM/CD & MP3 adaptor w/4 speakers & Sirius® satellite  
Clarion stereo remote at helm  
Deluxe T-top/finished hard top  
Leaning post tackle bag  
Outriggers for T-top  
Spreader lights (for T-top) pair  
T-top  
Upgraded pedestal seats (2) (xchg)

### HELM & SYSTEMS

Anchor roller/split bow lights  
Electric toilet w/holding tank  
Electronics box for T-top  
Garmin® 160C color depth/fishfinder/temp  
Garmin® 440S color depth/fishfinder/GPS/chart/temp  
Garmin® 4208 8.4" color depth/fishfinder/GPS/chart/temp  
Overboard waste discharge  
Pop-up bow light (LED)  
Power assist steering (V6 twins)  
SmartCraft gauges (Mercury)  
Suzuki digital gauges  
Trim tab indicator  
Windlass anchor system

### HULL & DECK

Blue mood lights (4)  
Bow lifting ring  
Colored (black) hull  
Colored (except black) hull  
Pull-up cleats (5)  
SST raised grab rail at bow  
Team Edition Package\*\*

\*Full Instrumentation: tachometer, speedometer, volt & fuel.

\*\*Team Edition Package (available on 20' & up): 800 GPH Rule Tournament Series live well pump (one per boat); Cushioned foot mat at helm; LED live well light; Tackle center w/lure bag (Walk Arounds or any boat w/5-position leaning post, fiberglass leaning post or pedestal seats); Custom Sea Fox tackle bag for leaning post (Center Consoles w/leaning posts only); Team Edition model designator decal (pair); Utility/knife rack.

Dry weight is approximate & includes: boat plus factory options, two batteries, but NO motor(s), water, fuel or owner's gear.

Maximum weight is approximate & includes: boat plus factory options, full fresh water, holding & fuel tanks, two batteries, but NO motor(s) or owner's gear.

\*BC: Based on factory installed T-top. Add 6" for factory installed outriggers.





# WALK AROUNDS



**200**  
**SUZUKI**

*Electronic Fuel Injection*



**SEAFOK**  
LIFETIME WARRANTY  
**LIFETIME**



216WA 236WA 256WA







# 216WA

## PRO SERIES



### SPECIFICATIONS

**CENTERLINE LENGTH:** 21' 3"/6.5 meters  
**BEAM:** 8' 6"/2.6 meters  
**BRIDGE CLEARANCE:** 7' 8"/2.4 meters<sup>BC</sup>  
**DRY WEIGHT:** 2,900 lbs/1,317 kg  
**MAXIMUM WEIGHT:** 3,700 lbs/1,680 kg  
**DEADRISE:** 19 degrees  
**DRAFT (HULL):** 14"/.36 meters  
**FUEL CAPACITY:** 101 gallons/382 liters  
**PERSONS CAPACITY:** 8 people  
**TOTAL CAPACITY:** 2,000 lbs/907 kg  
**MAXIMUM HORSEPOWER:** 200 hp/149 kw  
**STANDARD SEATING:** Upgraded pedestal seats (2)  
**TRANSOM:** 25"

ARCTIC WHITE

CAROLINA  
BLUE


FIGHTING  
LADY YELLOW

PICTURED:  
SANDSTONE

GULFSTREAM

PITCH BLACK

RUBY RED



VISIT [WWW.SEAFOXBOATS.COM](http://WWW.SEAFOXBOATS.COM) TO SEE A VIRTUAL TOUR OF THE 216WA.



## STANDARD FEATURES

### COCKPIT & CABIN

Coaming pads  
Custom cabin cushions  
Fixed port lights (2)  
Large cabin top hatch  
Lockable cabin door  
Marine grade vinyl w/PreFixx®  
Non-skid deck surface  
Portable toilet  
Removable cabin table  
Self-bailing cockpit  
Sink in cabin w/hand pump  
Stern jump seats (2) w/backrest & cushions  
Upgraded pedestal seats (2)  
Wrap-around windshield

### HELM & SYSTEMS

12-volt power point  
Aerated live well (40 gallons)  
Audible high bilge water alarm  
Automatic bilge pump  
Battery switch  
Compass  
Dash space for flush electronics  
Fuel/water separator  
Full instrumentation\*  
Horn  
Navigation lights  
Raw water washdown  
Recessed trim tabs  
Remote oil fill (2 strokes)  
Tilt hydraulic steering  
Upgraded steering wheel w/turning knob

### HULL & DECK

Anchor locker  
Courtesy lights (2)  
Euro-transom w/2 walk-through gates & telescoping boarding ladder  
Foam cored deck & hull  
Gunwale rod storage  
Insulated fish boxes (2)  
Isothalic gel coat  
SST cup holders (6)  
SST hardware  
SST rub rail  
SST Sea Fox logo rod holders (4)  
SST through-bolted rails  
SST through hulls

## OPTIONAL FEATURES

### CANVAS

Bimini top  
Canvas pedestal seat covers (2)  
Full canvas for bimini top  
Full canvas for hard top

### COCKPIT & CABIN

Aft bench seat (removable) w/backrest  
Clarion AM/FM/CD & MP3 adaptor w/4 speakers  
Clarion AM/FM/CD & MP3 adaptor w/4 speakers & Sirius® satellite  
Clarion stereo remote at helm  
Cockpit fish box cushions  
Hard top w/spreader lights

## OPTIONAL FEATURES CONTINUED

### HELM & SYSTEMS

Electronics box for hard top  
Fresh water washdown w/12-gallon tank  
Garmin® 160C color depth/fishfinder/temp  
Garmin® 440S color depth/fishfinder/GPS/chart/temp  
Garmin® 4208 8.4" color depth/fishfinder/GPS/chart/temp  
Pop-up bow light (LED)  
SmartCraft gauges (Mercury)  
Suzuki digital gauges  
Trim tab indicator

### HULL & DECK

Blue mood lights (4)  
Colored (black) hull  
Colored (except black) hull  
Pull-up cleats (5)  
Team Edition Package\*\*

\*Full Instrumentation: tachometer, speedometer, volt & fuel.

\*\*Team Edition Package (available on 20' & up): 800 GPH Rule Tournament Series live well pump (one per boat); Cushioned foot mat at helm; LED live well light; Tackle center w/lure bag (Walk Arounds or any boat w/5-position leaning post, fiberglass leaning post or pedestal seats); Custom Sea Fox tackle bag for leaning post (Center Consoles w/leaning posts only); Team Edition model designator decal (pair); Utility/knife rack.


Dry weight is approximate & includes: boat plus factory options, two batteries, but NO motor(s), water, fuel or owner's gear.

Maximum weight is approximate & includes: boat plus factory options, full fresh water, holding & fuel tanks, two batteries, but NO motor(s) or owner's gear.

\*BC: Based on factory installed hard top. Add 6" for factory installed outriggers.



OPTIONAL  
HARD TOP W/SPREADER LIGHTS



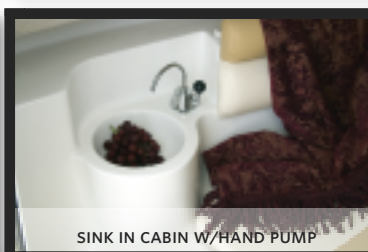
COCKPIT STORAGE/FISH BOX



DASH SPACE FOR FLUSH ELECTRONICS



GUNWALE ROD STORAGE



SINK IN CABIN W/HAND PUMP



UPGRADED PEDESTAL SEATS (2)

# PRO SERIES

## 236WA

PRO SERIES



### SPECIFICATIONS

**CENTERLINE LENGTH:** 23' 3"/7 meters  
**BEAM:** 8' 6"/2.6 meters  
**BRIDGE CLEARANCE:** 7' 8"/2.4 meters<sup>BC</sup>  
**DRY WEIGHT:** 3,100 lbs/1,407 kg  
**MAXIMUM WEIGHT:** 4,000 lbs/1,816 kg  
**DEADRISE:** 19 degrees  
**DRAFT (HULL):** 14"/.36 meters  
**FUEL CAPACITY:** 122 gallons/462 liters  
**PERSONS CAPACITY:** 8 people  
**TOTAL CAPACITY:** 2,200 lbs/998 kg  
**MAXIMUM HORSEPOWER:** 250 hp/186 kw  
**STANDARD SEATING:** Upgraded pedestal seats (2)  
**TRANSOM:** 25"

ARCTIC WHITE

CAROLINA  
BLUE

FIGHTING  
LADY YELLOW


SANDSTONE

PICTURED:

GULFSTREAM

PITCH BLACK

RUBY RED



VISIT [WWW.SEAFOXBOATS.COM](http://WWW.SEAFOXBOATS.COM) TO SEE A VIRTUAL TOUR OF THE 236WA.



## STANDARD FEATURES

### COCKPIT & CABIN

Coaming pads  
Custom cabin cushions  
Fixed port lights (2)  
Large cabin top hatch  
Lockable cabin door  
Marine grade vinyl w/PreFixx®  
Non-skid deck surface  
Portable toilet  
Removable cabin table  
Self-bailing cockpit  
Stern jump seats (2) w/backrests & cushions  
Upgraded pedestal seats (2)  
Wrap-around windshield

### HELM & SYSTEMS

12-volt power point  
Aerated live well (40 gallons)  
Audible high bilge water alarm  
Automatic bilge pump  
Battery switch  
Compass  
Dash space for flush electronics  
Fresh water washdown w/12-gallon tank  
Fuel/water separator  
Full instrumentation\*  
Galley unit w/sink, pressure water (& stove for cockpit use only)  
Horn  
Navigation lights  
Raw water washdown  
Recessed trim tabs  
Remote oil fill (2 strokes)  
Tilt hydraulic steering  
Upgraded steering wheel w/turning knob

### HULL & DECK

Anchor locker  
Courtesy lights (2)  
Euro-transom w/2 walk-through gates & telescoping boarding ladder  
Foam cored deck & hull  
Gunwale rod storage  
Insulated fish boxes (2)  
Isothalic gel coat  
SST cup holders (6)  
SST hardware  
SST rub rail  
SST Sea Fox logo rod holders (4)  
SST through-bolted rails  
SST through hulls

## OPTIONAL FEATURES

### CANVAS

Bimini top  
Canvas pedestal seat covers (2)  
Full canvas for bimini top  
Full canvas for hard top

### COCKPIT & CABIN

Aft bench seat (removable) w/backrest  
Clarion AM/FM/CD & MP3 adaptor w/4 speakers  
Clarion AM/FM/CD & MP3 adaptor w/4 speakers & Sirius® satellite  
Clarion stereo remote at helm  
Cockpit fish box cushions  
Hard top w/spreader lights

## OPTIONAL FEATURES CONTINUED

### HELM & SYSTEMS

Electronics box for hard top  
Garmin® 160C color depth/fishfinder/temp  
Garmin® 440S color depth/fishfinder/GPS/chart/temp  
Garmin® 4208 8.4" color depth/fishfinder/GPS/chart/temp  
Pop-up bow light (LED)  
SmartCraft gauges (Mercury)  
Suzuki digital gauges  
Trim tab indicator

### HULL & DECK

Blue mood lights (4)  
Colored (black) hull  
Colored (except black) hull  
Pull-up cleats (5)  
Team Edition Package\*\*


\*Full Instrumentation: tachometer, speedometer, volt & fuel.

\*\*Team Edition Package (available on 20' & up): 800 GPH Rule Tournament Series live well pump (one per boat); Cushioned foot mat at helm; LED live well light; Tackle center w/lure bag (Walk Arounds or any boat w/5-position leaning post, fiberglass leaning post or pedestal seats); Custom Sea Fox tackle bag for leaning post (Center Consoles w/leaning posts only); Team Edition model designator decal (pair); Utility/knife rack.

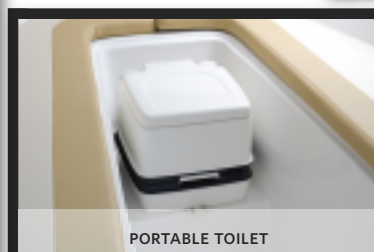
Dry weight is approximate & includes: boat plus factory options, two batteries, but NO motor(s), water, fuel or owner's gear.

Maximum weight is approximate & includes: boat plus factory options, full fresh water, holding & fuel tanks, two batteries, but NO motor(s) or owner's gear.

\*BC: Based on factory installed hard top. Add 6" for factory installed outriggers.



GALLEY UNIT W/SINK



PORTABLE TOILET



OPTIONAL AFT BENCH SEAT (REMOVABLE) W/BACKREST



OPTIONAL FULL CANVAS FOR HARD TOP



OPTIONAL TACKLE CENTER W/LURE BAG (PART OF TEAM EDITION PACKAGE\*\*)



OPTIONAL UTILITY/KNIFE RACK (PART OF TEAM EDITION PACKAGE\*\*)





### SPECIFICATIONS

**CENTERLINE LENGTH:** 25'/7.6 meters  
**BEAM:** 9' 3"/2.8 meters  
**BRIDGE CLEARANCE:** 7' 11"/2.4 meters\*<sup>BC</sup>  
**DRY WEIGHT:** 4,100 lbs/1,861 kg  
**MAXIMUM WEIGHT:** 5,300 lbs/2,406 kg  
**DEADRISE:** 20 degrees  
**DRAFT (HULL):** 16"/.41 meters  
**FUEL CAPACITY:** 150 gallons/568 liters  
**PERSONS CAPACITY:** 10 people  
**TOTAL CAPACITY:** 2,600 lbs/1,179 kg  
**MAXIMUM HORSEPOWER:** 400 hp/298 kw  
**STANDARD SEATING:** Upgraded pedestal seats (2)  
**TRANSOM:** 30"

ARCTIC WHITE

CAROLINA  
BLUE

FIGHTING  
LADY YELLOW


SANDSTONE

GULFSTREAM

PITCH BLACK

PICTURED:

RUBY RED



VISIT [WWW.SEAFOXBOATS.COM](http://WWW.SEAFOXBOATS.COM) TO SEE A VIRTUAL TOUR OF THE 256WA.



## STANDARD FEATURES

### COCKPIT & CABIN

54-qt removable cooler in cockpit  
Cabin lights (4)  
Coaming pads  
Cockpit jump seats w/backrests & cushions (4)  
Curved windshield w/adjustable vent  
Custom cabin cushions  
Large cabin top hatch  
Lockable cabin door  
Marine grade vinyl w/Prefixx®  
Non-skid deck surface  
Opening port lights (2)  
Removable cabin table  
Self-bailing cockpit  
Upgraded pedestal seats (2)

### HELM & SYSTEMS

12-volt power point  
Aerated live well (40 gallons)  
Automatic bilge pump  
Battery switch  
Compass  
Electric toilet w/holding tank (27 gallons)  
Fresh water washdown w/12-gallon tank  
Fuel/water separator  
Full instrumentation\*  
Galley unit w/sink, pressure water, 12-volt refrigerator (& stove for cockpit use only)  
Horn  
Insulated fish boxes in floor w/macerators (2)  
Navigation lights  
Raw water washdown  
Recessed trim tabs  
Remote oil fill (2 strokes)  
Tilt hydraulic steering  
Upgraded steering wheel w/knob

### HULL & DECK

Anchor locker & bow roller  
Cockpit floor storage box w/5-gallon bucket  
Courtesy lights (2)  
Euro-transom w/flip-up doors & telescoping boarding ladder  
Foam cored deck & hull  
Gunwale rod storage  
Isothalic gel coat  
SST cup holders (6)  
SST hardware  
SST raised grab rail at bow  
SST rub rail  
SST Sea Fox logo rod holders (4)  
SST through hulls  
SST through-bolted rails  
Storage box under helm seat  
Tackle box (2 door w/lure bags)  
Transom mount rod holders (5)

## OPTIONAL FEATURES

### CANVAS

Bimini top  
Canvas pedestal seat covers (2)  
Full canvas for bimini top  
Full canvas for hard top

### COCKPIT & CABIN

Aft bench seat (removable)  
w/backrest  
Clarion AM/FM/CD & MP3  
adaptor w/4 speakers

## OPTIONAL FEATURES CONTINUED

Clarion AM/FM/CD & MP3 adaptor w/4 speakers & Sirius® satellite  
Clarion stereo remote at helm  
Hard top w/spreader lights  
Outriggers for hard top

### HELM & SYSTEMS

Electronics box for hard top  
Garmin® 160C color depth/fishfinder/temp  
Garmin® 440S color depth/fishfinder/GPS/chart/temp  
Garmin® 4208 8.4" color depth/fishfinder/GPS/chart/temp  
Overboard waste discharge  
Power assist steering (V6 twins)  
SmartCraft gauges (Mercury)  
Suzuki digital gauges  
Trim tab indicator  
Windlass anchor system

### HULL & DECK

Blue mood lights (4)  
Colored (black) hull  
Colored (except black) hull  
Pull-up cleats (5)  
Team Edition Package\*\*

\*Full Instrumentation: tachometer, speedometer, volt & fuel.

\*\*Team Edition Package (available on 20' & up): 800 GPH Rule Tournament Series live well pump (one per boat); Cushioned foot mat at helm; LED live well light; Tackle center w/lure bag (Walk Arounds or any boat w/5-position leaning post, fiberglass leaning post or pedestal seats); Custom Sea Fox tackle bag for leaning post (Center Consoles w/leaning posts only); Team Edition model designator decal (pair); Utility/knife rack.

Dry weight is approximate & includes: boat plus factory options, two batteries, but NO motor(s), water, fuel or owner's gear.

Maximum weight is approximate & includes: boat plus factory options, full fresh water, holding & fuel tanks, two batteries, but NO motor(s) or owner's gear.

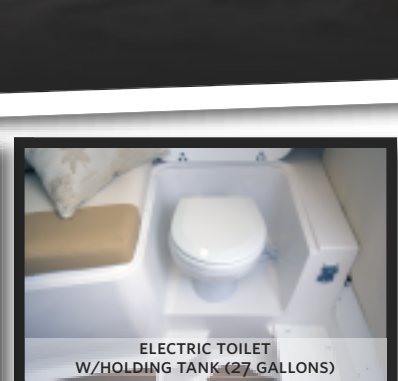
\*BC: Based on factory installed hard top. Add 6" for factory installed outriggers.



GALLEY UNIT W/SINK & 12-VOLT REFRIGERATOR



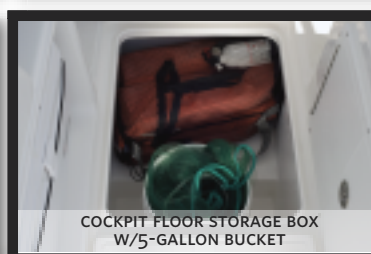
TACKLE BOX (2 DOOR W/LURE BAGS)



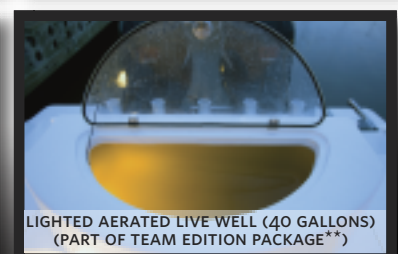
ELECTRIC TOILET W/HOLDING TANK (27 GALLONS)



REMOVABLE COCKPIT JUMP SEATS



COCKPIT FLOOR STORAGE BOX W/5-GALLON BUCKET



LIGHTED AERATED LIVE WELL (40 GALLONS) (PART OF TEAM EDITION PACKAGE\*\*)



# BAY FISHERS





185BF 195BF 205BF 225BF







PRO SERIES



#### SPECIFICATIONS

**CENTERLINE LENGTH:** 17' 8"/5.4 meters  
**BEAM:** 7' 10"/2.4 meters  
**BRIDGE CLEARANCE:** 5'/1.5 meters  
**DRY WEIGHT:** 1,500 lbs/681 kg  
**MAXIMUM WEIGHT:** 1,700 lbs/772 kg  
**DEADRISE:** 16 degrees  
**DRAFT (HULL):** 10"/.25 meters  
**FUEL CAPACITY:** 27 gallons/102 liters  
**PERSONS CAPACITY:** 6 people  
**TOTAL CAPACITY:** 1,400 lbs/635 kg  
**MAXIMUM HORSEPOWER:** 140 hp/104 kw  
**STANDARD SEATING:** Flip-flop cooler seat  
**TRANSOM:** 20" Tunnel hull

PICTURED:

ARCTIC WHITE

GULFSTREAM

CAROLINA  
BLUE

FIGHTING  
LADY YELLOW

SANDSTONE



VISIT [WWW.SEAFOXBOATS.COM](http://WWW.SEAFOXBOATS.COM) TO SEE A VIRTUAL TOUR OF THE 185BF.



## STANDARD FEATURES

### COCKPIT

48-quart removable cooler w/cushion & backrest  
 Flip-flop cooler seat  
 Forward seats w/storage & cushions  
 jump seat cushions (rear)  
 Marine grade vinyl w/PreFixx®  
 Non-skid deck surface  
 Self-bailing cockpit  
 Windscreen w/hand rail

### HELM & SYSTEMS

12-volt power point  
 Aerated live well (12 gallons)  
 Aluminum dash panel for full instrumentation\*  
 Automatic bilge pump  
 Battery switch  
 Compass  
 Fuel/water separator  
 Horn  
 Hydraulic Steering  
 Navigation lights  
 No-feedback steering  
 Plug-in bow light  
 Tilt steering  
 Trolling motor plug (12 volt)  
 Upgrade steering wheel w/turning knob

### HULL & DECK

Anchor locker  
 Closed cell foam floatation  
 Courtesy lights (2)  
 Foam cored deck  
 Isothalic gel coat  
 SST cup holders  
 SST hardware  
 SST rod holders  
 SST rub rail  
 SST Sea Fox logo rod holders (2)  
 SST through hulls  
 Tunnel hull  
 Waterproof storage tube

## OPTIONAL FEATURES

### CANVAS

Bimini top  
 Canvas console cover  
 Canvas flip-flop cover  
 Canvas pedestal seat cover (2)

### COCKPIT

Clarion AM/FM/CD & MP3 adaptor w/4 speakers  
 Clarion AM/FM/CD & MP3 adaptor w/4 speakers & Sirius® satellite  
 Clarion stereo remote at helm  
 Extra base for fishing chair  
 Fishing chair, base & pole  
 Pedestal seats (2) (exchange for flip-flop)

### HELM & SYSTEMS

Garmin® 160C color depth/fishfinder/temp  
 Garmin® 440S color depth/fishfinder/GPS/chart/temp  
 Garmin® 4208 8.4" color depth/fishfinder/GPS/chart/temp  
 Hydraulic steering (single 150

## OPTIONAL FEATURES CONTINUED

and under)  
 Jack plate  
 Pop-up bow light (LED)  
 Raw water washdown  
 SmartCraft gauges (Mercury)  
 Suzuki digital gauges  
 Trim tabs  
**HULL & DECK**  
 Bow lifting ring  
 Colored hull  
 Pull-up cleats (4)  
 SST side rails  
 Swim platform & ladder  
 Tackle box (3 tray)

*\*Full Instrumentation: tachometer, speedometer, volt & fuel.*

*Dry weight is approximate & includes: boat plus factory options, two batteries, but NO motor(s), water, fuel or owner's gear.*

*Maximum weight is approximate & includes: boat plus factory options, full fresh water, holding & fuel tanks, two batteries, but NO motor(s) or owner's gear.*



CONSOLE W/ALUMINUM DASH PANEL FOR FULL INSTRUMENTATION\*



FORWARD CASTING DECK W/NON-SKID DECK SURFACE



FORWARD SEATS W/STORAGE & CUSHIONS



JUMP SEAT CUSHIONS (REAR)



STORAGE (AFT)



STORAGE (FORWARD)



PRO SERIES



#### SPECIFICATIONS

**CENTERLINE LENGTH:** 19' 6"/5.9 meters  
**BEAM:** 7' 10"/2.4 meters  
**BRIDGE CLEARANCE:** 4' 10"/1.5 meters  
**DRY WEIGHT:** 1,600 lbs/726 kg  
**MAXIMUM WEIGHT:** 1,900 lbs/863 kg  
**DEADRISE:** 19 degrees  
**DRAFT (HULL):** 12" V-hull; 10" Tunnel hull  
**FUEL CAPACITY:** 47 gallons/178 liters  
**PERSONS CAPACITY:** 7 people  
**TOTAL CAPACITY:** 1,500 lbs/680 kg  
**MAXIMUM HORSEPOWER:** 150 hp/112 kw  
**STANDARD SEATING:** Flip-flop cooler  
**TRANSOM:** 25" V-bottom; 20" Tunnel hull


GULFSTREAM

ARCTIC WHITE

PICTURED:  
CAROLINA  
BLUE

FIGHTING  
LADY YELLOW

SANDSTONE



VISIT [WWW.SEAFOXBOATS.COM](http://WWW.SEAFOXBOATS.COM) TO SEE A VIRTUAL TOUR OF THE 195BF.



## STANDARD FEATURES

### COCKPIT

48-quart removable cooler w/cushion & backrest  
 Flip-flop cooler seat  
 Forward seats w/storage & cushions  
 Marine grade vinyl w/PreFixx®  
 Non-skid deck surface  
 Self-bailing cockpit  
 Windscreen w/hand rail

### HELM & SYSTEMS

12-volt power point  
 Aerated live wells (19 gallons aft/  
 12 gallons forward)  
 Aluminum dash panel for full instrumentation\*  
 Automatic bilge pump  
 Battery switch  
 Compass  
 Fuel/water separator  
 Horn  
 Hydraulic Steering  
 Navigation lights  
 No-feedback steering  
 Plug-in bow light  
 Tilt steering  
 Trolling motor plug (12/24/36 volt)  
 Upgrade steering wheel w/turning knob

### HULL & DECK

Anchor locker  
 Closed cell foam floatation  
 Courtesy lights (2)  
 Foam cored deck  
 Isothalic gel coat  
 SST cup holders  
 SST hardware  
 SST rod holders (2)  
 SST rub rail  
 SST Sea Fox logo rod holders (2)  
 SST through hulls  
 V-hull  
 Waterproof storage tube

## OPTIONAL FEATURES

### CANVAS

Bimini top  
 Canvas console cover  
 Canvas deluxe flip-flop cooler seat cover  
 Canvas flip-flop seat cover (large)  
 Canvas pedestal seat cover (2)

### COCKPIT

Bow cushion  
 Clarion AM/FM/CD & MP3  
 adaptor w/4 speakers  
 Clarion AM/FM/CD & MP3  
 adaptor w/4 speakers &  
 Sirius® satellite  
 Clarion stereo remote at helm  
 Deluxe 5-position flip-flop cooler  
 seat (xchg)  
 Extra base for fishing chair  
 Fishing chair, base & pole  
 Pedestal seats (2) (exchange for  
 flip-flop)

### HELM & SYSTEMS

Garmin® 160C color depth/  
 fishfinder/temp  
 Garmin® 440S color depth/

## OPTIONAL FEATURES CONTINUED

fishfinder/GPS/chart/temp  
 Garmin® 4208 8.4" color depth/  
 fishfinder/GPS/chart/temp  
 Jack plate  
 Pop-up bow light (LED)  
 Raw water washdown  
 SmartCraft gauges (Mercury)  
 Suzuki digital gauges  
 Trim tabs

### HULL & DECK

Bow lifting fink  
 Colored hull  
 Pull-up cleats (4)  
 SST side rails  
 Swim platform & ladder  
 Tackle box (3 Tray)  
 Tunnel hull


*\*Full Instrumentation: tachometer, speedometer, volt  
 & fuel.*

*Dry weight is approximate & includes: boat plus factory  
 options, two batteries, but NO motor(s), water, fuel or  
 owner's gear.*

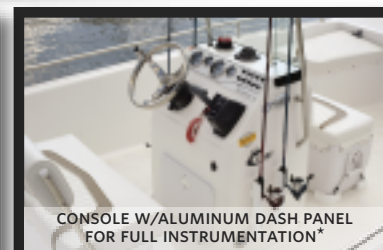
*Maximum weight is approximate & includes: boat plus  
 factory options, full fresh water, holding & fuel tanks, two  
 batteries, but NO motor(s) or owner's gear.*



AERATED LIVE WELL (19 GALLONS AFT)



ANCHOR LOCKER



CONSOLE W/ALUMINUM DASH PANEL  
 FOR FULL INSTRUMENTATION\*



FLIP-FLOP COOLER SEAT



FORWARD CASTING DECK  
 W/NON-SKID DECK SURFACE



STORAGE (FORWARD)



PRO SERIES



#### SPECIFICATIONS

**CENTERLINE LENGTH:** 20' 6"/6 meters  
**BEAM:** 8' 6"/2.6 meters  
**BRIDGE CLEARANCE:** 7' 9"/2.4 meters<sup>BC</sup>  
**DRY WEIGHT:** 2,400 lbs/1,090 kg  
**MAXIMUM WEIGHT:** 2,800 lbs/1,271 kg  
**DEADRISE:** 16 degrees  
**DRAFT (HULL):** 12" V-hull; 10" Tunnel hull  
**FUEL CAPACITY:** 60 gallons/227 liters  
**PERSONS CAPACITY:** 7 people  
**TOTAL CAPACITY:** 1,800 lbs/816 kg  
**MAXIMUM HORSEPOWER:** 175 hp/130 kw  
**STANDARD SEATING:** Deluxe flip-flop cooler seat  
**TRANSOM:** 25" V-Bottom; 20" Tunnel hull

ARCTIC WHITE

PICTURED:  
FIGHTING  
LADY YELLOW


SANDSTONE

CAROLINA  
BLUE

GULFSTREAM

PITCH BLACK

RUBY RED



VISIT [WWW.SEAFOXBOATS.COM](http://WWW.SEAFOXBOATS.COM) TO SEE A VIRTUAL TOUR OF THE 205BF.



## STANDARD FEATURES

### COCKPIT

Console w/molded-in rod holders & seat  
w/cushion & backrest  
Curved windscreen w/curved hand rail  
Deluxe 5-position flip-flop cooler seat  
Marine grade vinyl w/PreFixx®  
Non-skid deck surface  
Self-bailing cockpit

### HELM & SYSTEMS

12-volt power point  
Aerated live wells (26 gallons aft/  
10 gallons forward)  
Automatic bilge pump  
Battery switch  
Compass  
Dash space for flush electronics  
Fuel/water separator  
Full instrumentation\*  
Horn  
Navigation lights  
Plug-in bow light  
Remote oil fill (2 strokes)  
Tilt hydraulic steering  
Trolling motor plug (12/24/36 volt)  
Upgraded steering wheel w/turning knob

### HULL & DECK

Anchor locker  
Courtesy lights (2)  
Fiberglass lids w/non-skid surface  
Foam cored deck  
Isothalic gel coat  
Large storage compartments (1 forward/2 aft)  
Rod storage compartments (2)  
SST cup holders (2)  
SST gunwale grab rails  
SST hardware  
SST rub rail  
SST Sea Fox logo rod holders (10)  
SST through hulls  
V-hull  
Waterproof storage tube

## OPTIONAL FEATURES

### CANVAS

Bimini top  
Canvas console cover  
Canvas console w/T-top cover  
Canvas deluxe flip-flop cooler seat cover  
Canvas leaning post cover  
Canvas pedestal seat covers (2)  
Spray shield & cargo net (for T-top)

### COCKPIT

Bow cushion  
Clarion AM/FM/CD & MP3  
adaptor w/4 speakers  
Clarion AM/FM/CD & MP3  
adaptor w/4 speakers &  
Sirius® satellite  
Clarion stereo remote at helm  
Extra base for fishing chair  
Fishing chair, base & pole  
Leaning post tackle bag  
Leaning post w/backrest  
& cooler (xchg)  
Outriggers for T-top  
Pedestal seats (2) (xchg)

## OPTIONAL FEATURES CONTINUED

Spreader lights (for T-top) pair  
T-top

### HELM & SYSTEMS

Electronics box for T-top  
Garmin® 160C color depth/fishfinder/temp  
Garmin® 440S color depth/  
fishfinder/GPS/chart/temp  
Garmin® 4208 8.4" color depth/  
fishfinder/GPS/chart/temp  
Jack plate (electric)  
Pop-up bow light (LED)  
Raw water washdown  
SmartCraft gauges (Mercury)  
Suzuki digital gauges  
Trim tab indicator  
Trim tabs

### HULL & DECK

Blue mood lights (4)  
Bow lifting ring  
Colored (black) hull  
Colored (except black) hull  
Poling Platform  
Pull-up cleats (4)  
Swim platform & ladder  
Tackle box (3 tray)  
Team Edition Package\*\*  
Tunnel hull

\*Full Instrumentation: tachometer, speedometer, volt  
& fuel.

\*\*Team Edition Package (available on 20' & up): 800  
GPH Rule Tournament Series live well pump (one per  
boat); Cushioned foot mat at helm; LED live well light;  
Tackle center w/lure bag (Walk Arouds or any boat  
w/5-position leaning post, fiberglass leaning post or  
pedestal seats); Custom Sea Fox tackle bag for leaning  
post (Center Consoles w/leaning posts only); Team  
Edition model designator decal (pair); Utility/knife rack.

Dry weight is approximate & includes: boat plus factory  
options, two batteries, but NO motor(s), water, fuel or  
owner's gear.

Maximum weight is approximate & includes: boat plus  
factory options, full fresh water, holding & fuel tanks, two  
batteries, but NO motor(s) or owner's gear.

\*BC: Based on factory installed T-top. Add 6" for factory  
installed outriggers.



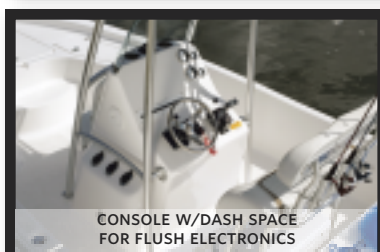
OPTIONAL CUSHIONED FOOT MAT AT HELM  
(PART OF TEAM EDITION PACKAGE\*\*)




OPTIONAL LEANING POST  
W/BACKREST & COOLER (XCHG)



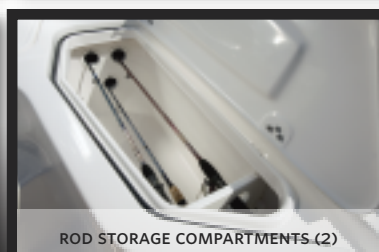
AERATED LIVE WELL (26 GALLONS AFT)



CONSOLE W/DASH SPACE  
FOR FLUSH ELECTRONICS



REAR CASTING DECK



ROD STORAGE COMPARTMENTS (2)





PRO SERIES




**SPECIFICATIONS**

**CENTERLINE LENGTH:** 22' 6"/6.9 meters  
**BEAM:** 8' 6"/2.6 meters  
**BRIDGE CLEARANCE:** 7' 10"/2.4 meters<sup>BC</sup>  
**DRY WEIGHT:** 2,550 lbs/1,158 kg  
**MAXIMUM WEIGHT:** 2,950 lbs/1,339 kg  
**DEADRISE:** 16 degrees  
**DRAFT (HULL):** 13" V-hull; 11" Tunnel hull  
**FUEL CAPACITY:** 60 gallons/227 liters  
**PERSONS CAPACITY:** 8 people  
**TOTAL CAPACITY:** 2,000 lbs/907 kg  
**MAXIMUM HORSEPOWER:** 225 hp/168 kw  
**STANDARD SEATING:** Deluxe flip-flop cooler seat  
**TRANSOM:** 25" V-Bottom; 20" Tunnel hull

ARCTIC WHITE

CAROLINA BLUE	FIGHTING LADY YELLOW	SANDSTONE
PICTURED: GULFSTREAM	PITCH BLACK	RUBY RED



VISIT [WWW.SEAFOXBOATS.COM](http://WWW.SEAFOXBOATS.COM) TO SEE A VIRTUAL TOUR OF THE 225BF.



## STANDARD FEATURES

### COCKPIT

Console w/molded-in rod holders & seat w/cushion & backrest  
Curved windscreen w/curved hand rail  
Deluxe 5-position flip-flop cooler seat  
Jump seats w/cushions & storage boxes (2)  
Marine grade vinyl w/PreFixx®  
Non-skid deck surface  
Self-bailing cockpit

### HELM & SYSTEMS

12-volt power point  
Aerated live wells (26 gallons aft/10 gallons forward)  
Automatic bilge pump  
Battery switch  
Compass  
Dash space for flush electronics  
Fuel/water separator  
Full instrumentation\*  
Horn  
Navigation lights  
Plug-in bow light  
Remote oil fill (2 strokes)  
Tilt hydraulic steering  
Trolling motor plug (12/24/36 volt)  
Upgraded steering wheel w/turning knob

### HULL & DECK

Anchor locker  
Courtesy lights (2)  
Fiberglass lids w/non-skid surface  
Foam cored hull & deck  
Isothalic gel coat  
Large storage compartments (1 forward/2aft)  
Rod storage compartments (2)  
SST cup holders (2)  
SST gunwale grab rails  
SST hardware  
SST rub rail  
SST Sea Fox logo rod holders (10)  
SST through hulls  
Tackle box (3 tray)  
V-hull  
Waterproof storage tube

## OPTIONAL FEATURES

### CANVAS

Bimini top  
Canvas console cover  
Canvas console w/T-top cover  
Canvas deluxe flip-flop cooler seat cover  
Canvas leaning post cover  
Canvas pedestal seat covers (2)  
Spray shield & cargo net (for T-top)

### COCKPIT

Bow cushion  
Clarion AM/FM/CD & MP3 adaptor w/4 speakers  
Clarion AM/FM/CD & MP3 adaptor w/4 speakers & Sirius® satellite  
Clarion stereo remote at helm  
Extra base for fishing chair  
Fishing chair, base & pole  
Jump seat backrests (removable) (2)

## OPTIONAL FEATURES CONTINUED

Leaning post tackle bag  
Leaning post w/backrest & cooler (xchg)  
Outriggers for T-top  
Pedestal seats (2) (xchg)  
Spreader lights (for T-top) pair  
T-top  
Upgraded pedestal seats (2) (xchg)  
**HELM & SYSTEMS**  
Electronics box for T-top  
Garmin® 160C color depth/fishfinder/temp  
Garmin® 440S color depth/fishfinder/GPS/chart/temp  
Garmin® 4208 8.4" color depth/fishfinder/GPS/chart/temp  
Jack plate (electric)  
Pop-up bow light (LED)  
Raw water washdown  
SmartCraft gauges (Mercury)  
Suzuki digital gauges  
Trim tab indicator  
Trim tabs  
**HULL & DECK**  
Blue mood lights (4)  
Bow lifting ring  
Colored (black) hull  
Colored (except black) hull  
Poling Platform  
Pull-up cleats (4)  
Swim platform & ladder  
Team Edition Package\*\*  
Tunnel hull

\*Full Instrumentation: tachometer, speedometer, volt & fuel.

\*\*Team Edition Package (available on 20' & up): 800 GPH Rule Tournament Series live well pump (one per boat); Cushioned foot mat at helm; LED live well light; Tackle center w/lure bag (Walk Arounds or any boat w/5-position leaning post, fiberglass leaning post or pedestal seats); Custom Sea Fox tackle bag for leaning post (Center Consoles w/leaning posts only); Team

Edition model designator decal (pair); Utility/knife rack.

Dry weight is approximate & includes: boat plus factory options, two batteries, but NO motor(s), water, fuel or owner's gear.

Maximum weight is approximate & includes: boat plus factory options, full fresh water, holding & fuel tanks, two batteries, but NO motor(s) or owner's gear.

\*BC: Based on factory installed T-top. Add 6" for factory installed outriggers.




OPTIONAL LEANING POST W/BACKREST & COOLER (XCHG)



OPTIONAL T-TOP



AERATED LIVE WELL (10 GALLONS FORWARD)



CONSOLE W/MOLDED-IN ROD HOLDERS



ROD STORAGE COMPARTMENTS (2)



TACKLE BOX (3 TRAY)





# DUAL CONSOLES





216DC 236DC







PRO SERIES



#### SPECIFICATIONS

**CENTERLINE LENGTH:** 21' 3"/6.5 meters  
**BEAM:** 8' 6"/2.4 meters  
**BRIDGE CLEARANCE:** 5' 1"/1.6 meters  
**DRY WEIGHT:** 2,600 lbs/1,180 kg  
**MAXIMUM WEIGHT:** 3,400 lbs/1,544 kg  
**DEADRISE:** 19 degrees  
**DRAFT (HULL):** 15"/.38 meters  
**FUEL CAPACITY:** 60 gallons/227 liters  
**PERSONS CAPACITY:** 8 people  
**TOTAL CAPACITY:** 2,000 lbs/907 kg  
**MAXIMUM HORSEPOWER:** 200 hp/149 kw  
**STANDARD SEATING:** Upgraded pedestal seat & lounge seat  
**TRANSOM:** 25"

ARCTIC WHITE

CAROLINA  
BLUE


FIGHTING  
LADY YELLOW

PICTURED:  
SANDSTONE

GULFSTREAM

PITCH BLACK

RUBY RED



VISIT [WWW.SEAFOXBOATS.COM](http://WWW.SEAFOXBOATS.COM) TO SEE A VIRTUAL TOUR OF THE 216DC.



## STANDARD FEATURES

### COCKPIT

Back-to-back lounge seat on passenger side  
Bow seating w/cushions & curved backrests  
Curved walk-through windshield  
Marine grade vinyl w/PreFixx®  
Non-skid deck surface  
Private head w/portable toilet & dome light  
Rear bench seat w/storage  
& removable backrests  
Removable 72-qt cooler under lounge seat  
Seaworthy AM/FM/MP3 adaptor & 2 speakers  
Self-bailing cockpit  
Upgraded pedestal seat

### HELM & SYSTEMS

12-volt power point  
Aerated live well (19 gallons)  
Automatic bilge pump  
Battery switch  
Fuel/water separator  
Full instrumentation\*  
Horn  
In-dash compass  
Navigation lights  
Raw water washdown  
Recessed trim tabs  
Tilt hydraulic steering  
Upgraded steering wheel w/turning knob

### HULL & DECK

Anchor locker  
Bow storage compartments  
Courtesy lights (2)  
Floor storage for wakeboard  
Foam cored hull & deck  
Glove box  
Isothalic gel coat  
Rod box on port  
SST cup holders (6)  
SST grab handles  
SST hardware  
SST rub rail  
SST Sea Fox logo rod holders (8)  
SST through-bolted rails  
SST through hulls  
Swim platform w/boarding ladder  
Tackle center w/3 trays & cutting board

## OPTIONAL FEATURES

### CANVAS

Bimini top  
Bow cover w/walk-through flap  
Canvas lounge seat cover  
Canvas pedestal seat cover (1)  
Full canvas for bimini top

### COCKPIT

Bow filler cushion  
Clarion AM/FM/CD & MP3 adaptor w/4 speakers  
Clarion AM/FM/CD & MP3 adaptor w/4 speakers & Sirius® satellite  
Clarion stereo remote at helm  
Extra base for fishing chair  
Fishing chair, base & pole  
Upgraded pedestal seat 2nd (xchg for lounge seat)

### HELM & SYSTEMS

Fresh water washdown

## OPTIONAL FEATURES CONTINUED

w/12-gallon tank  
Garmin® 160C color depth/fishfinder/temp  
Garmin® 440S color depth/fishfinder/GPS/chart/temp  
Garmin® 4208 8.4" color depth/fishfinder/GPS/chart/temp  
Pop-up bow light (LED)  
SmartCraft gauges (Mercury)  
Suzuki digital gauges  
Trim tab indicator  
**HULL & DECK**  
Blue mood lights (4)  
Colored (black) hull  
Colored (except black) hull  
Pull-up cleats (5)  
Ski tow bar  
Team Edition Package\*\*

\*Full Instrumentation: tachometer, speedometer, volt & fuel.

\*\*Team Edition Package (available on 20' & up): 800 GPH Rule Tournament Series live well pump (one per boat); Cushioned foot mat at helm; LED live well light; Tackle center w/lure bag (Walk Arounds or any boat w/5-position leaning post, fiberglass leaning post or pedestal seats); Custom Sea Fox tackle bag for leaning post (Center Consoles w/leaning posts only); Team Edition model designator decal (pair); Utility/knife rack.

Dry weight is approximate & includes: boat plus factory options, two batteries, but NO motor(s), water, fuel or owner's gear.


Maximum weight is approximate & includes: boat plus factory options, full fresh water, holding & fuel tanks, two batteries, but NO motor(s) or owner's gear.



PRIVATE HEAD W/PORTABLE TOILET & DOME LIGHT



BOW SEATING W/CUSHIONS & CURVED BACKRESTS



CONSOLE W/FULL INSTRUMENTATION\*



REAR BENCH SEAT W/STORAGE & REMOVABLE BACKRESTS



TACKLE CENTER W/3 TRAYS & CUTTING BOARD



OPTIONAL BIMINI TOP





PRO SERIES



#### SPECIFICATIONS

**CENTERLINE LENGTH:** 23' 3"/7 meters  
**BEAM:** 8' 6"/2.6 meters  
**BRIDGE CLEARANCE:** 5' 1"/1.6 meters  
**DRY WEIGHT:** 3,000 lbs/1,302 kg  
**MAXIMUM WEIGHT:** 3,700 lbs/1,680 kg  
**DEADRISE:** 19 degrees  
**DRAFT (HULL):** 14"/.36 meters  
**FUEL CAPACITY:** 90 gallons/341 liters  
**PERSONS CAPACITY:** 8 people  
**TOTAL CAPACITY:** 2,200 lbs/998 kg  
**MAXIMUM HORSEPOWER:** 250 hp/186 kw  
**STANDARD SEATING:** Upgraded pedestal seat & lounge seat  
**TRANSOM:** 25"

ARCTIC WHITE

PICTURED:  
FIGHTING  
LADY YELLOW


SANDSTONE

CAROLINA  
BLUE

GULFSTREAM

PITCH BLACK

RUBY RED



VISIT [WWW.SEAFOXBOATS.COM](http://WWW.SEAFOXBOATS.COM) TO SEE A VIRTUAL TOUR OF THE 236DC.



## STANDARD FEATURES

### COCKPIT

Back-to-back lounge seat on passenger side  
Bait rigging station w/sink, cutting board & tackle drawer  
Bow seating w/cushions & curved backrests  
Curved walk-through windshield  
Marine grade vinyl w/PreFixx®  
Non-skid deck surface  
Private head w/portable toilet & dome light  
Rear bench seat w/storage & removable backrests  
Removable 72-qt cooler under lounge seat  
Seaworthy AM/FM/MP3 adaptor & 2 speakers  
Self-bailing cockpit  
Trash bin/utility bucket inside helm door  
Upgraded pedestal seat

### HELM & SYSTEMS

12-volt power point  
Aerated live well (19 gallons)  
Automatic bilge pump  
Battery switch  
Fuel/water separator  
Full instrumentation\*  
Horn  
In-dash compass  
Navigation lights  
Raw water washdown  
Recessed trim tabs  
Tilt hydraulic steering  
Upgraded steering wheel w/turning knob

### HULL & DECK

Anchor locker  
Bow storage compartments  
Courtesy lights (2)  
Floor storage for wakeboard  
Foam cored hull & deck  
Foot rest at helm w/glove box  
Isothalic gel coat  
Rod box on port side  
Rod storage in port console  
SST aft rod holders (8)  
SST cup holders (5)  
SST grab handles  
SST hardware  
SST rub rail  
SST through-bolted rails  
SST through hulls  
Swim platform w/boarding ladder

## OPTIONAL FEATURES

### CANVAS

Bimini top  
Bow cover w/walk-through flap  
Canvas lounge seat cover  
Canvas pedestal seat cover (1)  
Full canvas for bimini top

### COCKPIT

Bow filler cushion  
Clarion AM/FM/CD & MP3 adaptor w/4 speakers  
Clarion AM/FM/CD & MP3 adaptor w/4 speaker & Sirius® satellite  
Clarion stereo remote at helm  
Extra base for fishing chair  
Fishing chair, base & pole

## OPTIONAL FEATURES CONTINUED

Upgraded pedestal seat 2nd (xchg for lounge seat)

### HELM & SYSTEMS

Fresh water washdown w/12-gallon tank  
Garmin® 160C color depth/fishfinder/temp  
Garmin® 440S color depth/fishfinder/GPS/chart/temp  
Garmin® 4208 8.4" color depth/fishfinder/GPS/chart/temp  
Pop-up bow light (LED)  
SmartCraft gauges (Mercury)  
Suzuki digital gauges  
Trim tab indicator

### HULL & DECK

Blue mood lights (4)  
Colored (black) hull  
Colored (except black) hull  
Pull-up cleats (5)  
Ski tow bar  
Tackle center w/lure bags & tubes  
Team Edition Package\*\*

\*Full Instrumentation: tachometer, speedometer, volt & fuel.

\*\*Team Edition Package (available on 20' & up): 800 GPH Rule Tournament Series live well pump (one per boat); Cushioned foot mat at helm; LED live well light; Tackle center w/lure bag (Walk Arounds or any boat w/5-position leaning post, fiberglass leaning post or pedestal seats); Custom Sea Fox tackle bag for leaning post (Center Consoles w/leaning posts only); Team Edition model designator decal (pair); Utility/knife rack.

Dry weight is approximate & includes: boat plus factory options, two batteries, but NO motor(s), water, fuel or owner's gear.

Maximum weight is approximate & includes: boat plus factory options, full fresh water, holding & fuel tanks, two batteries, but NO motor(s) or owner's gear.



PRIVATE HEAD W/PORTABLE TOILET & DOME LIGHT



OPTIONAL BIMINI TOP



BACK-TO-BACK LOUNGE SEAT ON PASSENGER SIDE



BAIT RIGGING STATION W/SINK & CUTTING BOARD



BOW SEATING W/CUSHIONS & CURVED BACKRESTS



REAR BENCH SEAT W/STORAGE & REMOVABLE BACKRESTS



# SMART MOVE



**MORE STANDARD EQUIPMENT FOR LESS MONEY  
AND A LIFETIME HULL WARRANTY**

**SEA FOX  
HULL WARRANTY  
LIFETIME**

**DURABLE. DEPENDABLE. AFFORDABLE.**

*Make the smart move to a Sea Fox Pro Series center console, walk around, bay boat or dual console.*

*To see the 2008 Sea Fox Pro Series line up visit [www.seafoxboats.com](http://www.seafoxboats.com)*

## SMART MOVER

*Suzuki 4-stroke outboard motors bring your Sea Fox to life. From our mid-range models, all the way up to our 200, 225 and 250 HP V6s you'll find the power you need to move the Sea Fox you want. See your Sea Fox/Suzuki Marine dealer today.*



Three year limited warranty is offered by Suzuki Marine on all new 4-stroke outboard motors. Non-commercial use only. See your Sea Fox/Suzuki dealer for warranty details. Please enjoy boating safely. Don't drink and drive. Always wear a USCG-approved personal flotation device and read your owner's manual.

# SEA FOX<sup>®</sup> MERCHANDISE



## SEA FOX COLUMBIA BONEHEAD FISHING SHIRT

Available in long sleeve in white cap with silver embroidery. Optional Team Sea Fox logo embroidered on back in black.

S-XXL \$59 without logo on back  
S-XXL \$69 with logo on back



## SEA FOX LONG-SLEEVE T-SHIRT

White 100% cotton 5.6 ounce T-shirt with black Sea Fox logo on front left chest and full-color design on back with art work by featured South Carolina artist Lisa Joyner.

S-XL \$12  
XXL \$13



## SEA FOX SHORT-SLEEVE POCKET T-SHIRT

White 100% cotton 6.1 ounce T-shirt with black Sea Fox logo on front pocket and full-color design on back with art work by featured South Carolina artist Lisa Joyner.

S-XL \$12  
XXL \$13



## SEA FOX PORT AUTHORITY RAINIER RIPSTOP JACKET

100% nylon shell, water resistant, zippered pockets. Available in black with silver embroidery.

S-XL \$39.95  
XXL \$42.95



## SEA FOX TANK TOP

HYP Chattanooga Cotton 2X1 Ribbed Tank. Available in black with white trim and embroidery or Pink Heather with white trim and embroidery.

S-XL \$13.95



## SEA FOX BRUSHED HEAVY COTTON HAT

Low profile structured hat available in stone with black trim and embroidery or navy with white trim and embroidery.

\$13.95



## SEA FOX VISOR

HYP enzyme-washed visor with velcro enclosure. 100% cotton available in sky with navy embroidery or stone with black embroidery.

\$11.95



## SEA FOX KOOZIE

Collapsible can cooler. Available in black with silver imprint.

\$1.99



## SEA FOX FLOATING KEY CHAIN

Available in silver with black imprint.

\$1.50

**SHOP THE SEA FOX STORE ONLINE AT [WWW.SEAFOXBOATS.COM](http://WWW.SEAFOXBOATS.COM)**  
**FOR ADDITIONAL INFORMATION, GO TO [WWW.PROFORMA.COM/PDS](http://WWW.PROFORMA.COM/PDS) OR CALL 1-800-457-6831.**







**SEA FOX BOAT COMPANY, INC.**

**2550 HIGHWAY 52 MONCK'S CORNER SOUTH CAROLINA 29461-5024**

**TELEPHONE 843|761-6090 FAX 843|761-6139**

**WEBSITE [WWW.SEAFOXBOATS.COM](http://WWW.SEAFOXBOATS.COM)  [SEAFOX@SEAFOXBOATS.COM](mailto:SEAFOX@SEAFOXBOATS.COM)**